

GEKKO QUEST



English Language Learning Kit
A1: Volume 1





CONTENTS



Introduction

<u>Acknowledgements</u>	i
<u>Description</u>	ii
<u>How to Use</u>	iii
<u>Learner Card</u>	vi

Learning Material

<u>Alphabet</u>	1
<u>Numbers</u>	14
<u>Classroom</u>	32
<u>Feelings</u>	42
<u>Weather</u>	54
<u>Jobs</u>	65
<u>Places</u>	75
<u>Food</u>	84
<u>Where is it?</u>	95
<u>What are you doing?</u>	103

ACKNOWLEDGEMENTS



The Gekko Quest English Language Learning Kits (Volumes 1 and 2) were designed by the Better Days team at Gekko Education Center in Athens in 2025. Rooted in Better Days' profound commitment to providing accessible educational opportunities, this self-paced educational series is the result of dedicated effort, expertise, and a shared commitment to providing educational access to those who need it most.

Our deepest appreciation goes to the designer and primary author of these materials, Victor Kaleta. As a valued member of our team and an inspiring educator, Victor brought creativity, thoughtful insight, and a strong learner-centered perspective to the development of these learning tools. His ability to transform ideas into meaningful educational resources has been instrumental to the completion of this series.

Finally, we recognize the resilience and dedication of the learners themselves. These kits are dedicated to your commitment to self-improvement and empowerment, affirming our belief that education is a fundamental right for all.



DESCRIPTION



This self-guided resource is designed for people learning English independently. It uses simple language, visual support, and practical examples of real-life situations. All meaning is conveyed through pictures and context, without the use of translations, which make it accessible to learners of different literacy levels, educational backgrounds, and mother languages. This approach supports inclusivity and helps learners build everyday English skills without the need for a teacher.

Most English textbooks on the market assume prior literacy, regular schooling in a Western educational system, access to teachers, and long-term commitment. In contrast, these volumes respond to a different need, where unpredictable conditions and limited resources call for basic functional English. The materials prioritise exposure, familiarity, confidence-building, and independence over strict grammatical progression. They are designed for learners who might be encountering English for the first time and would benefit from repeated contact with the language rather than strict lexical control.

Learners will be introduced to common A1 vocabulary relevant to their daily lives by reading simple texts with the support of images. The activities focus on recognising words, as well as copying and producing written language, with exposure and practice as primary goals.

The volumes are designed to function even when learning happens in short, irregular sessions, as the topics are organised for non-linear use and can be followed in order of need or interest, unlike a traditional fixed course schedule.

Pages iii-vi provide an explanation of how to use this resource, with translations in four languages: Arabic, Farsi, French, and Ukrainian. This explanation is a helpful starting point for learners as they begin Gekko Quest.

The learner card (p. vi) serves as a learning companion, allowing students to track what they have studied. This encourages autonomy and continuity while creating a sense of achievement, and maintaining motivation by recognizing progress.

QR codes provide optional access to audio recordings that model pronunciation of the target language. All the core content is available in print with audio as an optional complementary resource.

How to Use

طريقة الإستخدام

نحوه استفاده

Comment utiliser

Як використувувати

Beginning your journey: Before you start learning, print the learner card from page vi. The learner card is your personal progress form. Write your name in the space provided. Each time you finish a unit, check the box and write the date of your achievement!

بدء رحلتكم التعليمية: قبل أن تبدأوا التعلّم، اطبعوا بطاقة الطالب التي ستجدونها مُرفقة ضمن حقيبة التعلّم (كما هو موضح أدناه). بطاقة الطالب هي نموذج لمتابعة تقدّمكم الشخصي. اكتبوا أسماءكم في المكان المخصّص. وكلما أنهيتم وحدة، ضعوا علامة في المربّع وكتبوا تاريخ إنجازكم.

شروع مسیر یادگیری شما: پیش از آغاز یادگیری، کارت دانش‌آموز را که به بسته آموزشی پیوست شده است چاپ کنید (همان‌طور که در زیر نشان داده شده است). کارت دانش‌آموز، فرم شخصی پیگیری پیشرفت شماست. نام خود را در محل مشخص شده بنویسید. هر بار که یک واحد را به پایان می‌رسانید، مربع مربوطه را علامت بزنید و تاریخ موفقیت خود را بنویسید.

Commencer votre parcours : Avant de commencer à apprendre, imprimez la carte d'étudiant que vous trouverez jointe au kit d'apprentissage. La carte d'étudiant est votre fiche personnelle de suivi des progrès. Écrivez votre nom dans l'espace prévu à cet effet. Chaque fois que vous terminez une unité, cochez la case et indiquez la date de votre réussite !

Початок вашого навчального шляху: Перш ніж розпочати навчання, роздрукуйте студентську картку, яку ви знайдете у навчальному комплекті (як показано нижче). Студентська картка — це ваша особиста форма для відстеження прогресу. Напишіть своє ім'я у відведеному місці. Щоразу, коли ви завершуєте модуль, поставте позначку в полі та впишіть дату свого досягнення!

GEKKO QUEST 1		Name: _____			
Alphabet ABC	Numbers 123	Classroom 	Feelings 	Weather 	
<input type="checkbox"/> Date	<input type="checkbox"/> Date	<input type="checkbox"/> Date	<input type="checkbox"/> Date	<input type="checkbox"/> Date	
Jobs 	Places 	Food 	Where is it? 	What are you doing? 	
<input type="checkbox"/> Date	<input type="checkbox"/> Date	<input type="checkbox"/> Date	<input type="checkbox"/> Date	<input type="checkbox"/> Date	

Using the kit: Each exercise is accompanied by an icon showing you how to complete the tasks.

استخدام الحقيبة التعليمية: يرافق كل تمرين رمز يوضح لكم كيفية إكمال المهام.

نحوه استفاده از کیت: هر تمرین با یک آیکون همراه است که نشان می‌دهد چگونه باید فعالیت‌ها را انجام دهید.

Utilisation du kit : Chaque exercice est accompagné d'une icône vous indiquant comment réaliser les tâches.

Використання комплекту: Кожна вправа супроводжується піктограмою, яка показує, як виконувати завдання.



Listen: Scan the QR code to access the audio. Listen and follow or read along with the speaker. Repeat this process as many times as needed before moving forward. (It is recommended to listen a minimum of 2-3 times.)

استمعو: امسحوا رمز الاستجابة السريعة (QR) للوصول إلى الملف الصوتي. استمعوا وتابعوا مع المتحدث، أو اقرأوا النص أثناء الاستماع. كرروا هذه الخطوات قدر ما تحتاجون قبل الانتقال إلى الجزء التالي. (يُنصح بالاستماع على الأقل مرتين إلى ثلاث مرات).
گوش دادن: کد QR را اسکن کنید. گوش دهید و همراه با گوینده دنبال کنید یا متن را همزمان بخوانید. این کار را هر چند بار که لازم است تکرار کنید، سپس به مرحله بعدی بروید. (توصیه می‌شود حداقل ۲-۳ بار گوش دهید.)

Écouter : Scanner le code QR. Écoutez et suivez ou lisez en même temps que l'intervenant. Répétez ce processus autant de fois que nécessaire avant de passer à la suite. (Il est recommandé d'écouter au minimum 2 à 3 fois.)

Слухати: Відскануйте QR-код. Слухайте та сліdkуйте за диктором або читайте разом із ним. Повторюйте цей процес стільки разів, скільки потрібно, перш ніж рухатися далі. (Рекомендується слухати щонайменше 2-3 рази.)



Write: Following the example at the beginning of each "Write" section, complete the exercises. When you are finished you may continue on blank paper for further practice or simply trace over the already written words.

اكتبوا: باتباع المثال الموجود في بداية كل قسم "اكتبوا"، أكملوا التمارين. عندما تنتهون، يمكنكم المتابعة على ورق فارغ لمزيد من التدريب، أو ببساطة تتبّعوا الكلمات المكتوبة مسبقاً فوقها.
نوشتن: با توجه به مثال ابتدای هر بخش «نوشتن»، تمرین‌ها را کامل کنید. پس از پایان، می‌توانید برای تمرین بیشتر روی کاغذ سفید ادامه دهید یا فقط روی کلماتی که از قبل نوشته شده‌اند دوباره بنویسید.

Écrire : En suivant l'exemple au début de chaque section « Écrire », complétez les exercices. Une fois terminé, vous pouvez continuer sur une feuille blanche pour vous entraîner davantage ou simplement repasser sur les mots déjà écrits.

Писати: Дотримуючись прикладу на початку кожного розділу «Писати», виконайте вправи. Після завершення ви можете продовжити практику на чистому аркуші або просто обвести вже написані слова.



Listen and Write: Scan the QR code to access the audio. Listen to the speaker and fill in the blank spaces. It is recommended to listen to the audio at least one time before attempting to complete any of the exercises. Once finished, replay the audio and check for errors.

استمعووا واكتبوا: امسحوا رمز الاستجابة السريعة (QR) للوصول إلى الملف الصوتي. استمعوا إلى المتحدث واملأوا الفراغات. يُنصح بالاستماع إلى الملف الصوتي مرة واحدة على الأقل قبل محاولة حل أي تمرين. وبعد الانتهاء، أعيدوا تشغيل الملف الصوتي وتحققوا من الأخطاء.

گوش دادن و نوشتن: به گوینده گوش دهید و جاهای خالی را پر کنید. توصیه می‌شود پیش از تلاش برای تکمیل تمرین‌ها، حداقل یک بار به فایل صوتی گوش دهید. پس از پایان، دوباره به فایل صوتی گوش دهید و اشتباهات را بررسی کنید.

Écouter et écrire: Scanner le code QR. Écoutez l'intervenant et remplissez les espaces vides. Il est recommandé d'écouter l'audio au moins une fois avant de tenter de compléter les exercices. Une fois terminé, réécoutez l'audio et vérifiez les erreurs.

Слухати і писати: Відскануйте QR-код. Слухайте диктора та заповнюйте пропуски. Рекомендується прослухати аудіо щонайменше один раз перед тим, як намагатися виконати вправи. Після завершення знову прослухайте аудіо та перевірте помилки.



Read: Read the text.

اقرأوا: اقرأوا النص.

خواندن: متن را بخوانید.

Lire : Lisez le texte.

Читати: Прочитайте текст.

At the end of each unit, there is an answer key. Following each exercise or unit, use the answer key to check your work.

Once you have checked your answers and have seen the areas you need to work on. Go ahead and mark your Student Card!

في نهاية كل وحدة يوجد مفتاح الإجابات. بعد كل تمرين أو بعد إنهاء الوحدة، استخدموا مفتاح الإجابات لمراجعة عملكم.

بعد أن تراجعوا إجاباتكم وتعرفوا على النقاط التي تحتاجون إلى تحسينها، ضعوا علامة على بطاقة الطالب الخاصة بكم.

در پایان هر واحد، پاسخنامه وجود دارد. پس از هر تمرین یا واحد، از پاسخنامه برای بررسی کار خود استفاده کنید.

پس از بررسی پاسخها و مشخص شدن بخش‌هایی که نیاز به تمرین بیشتر دارند، کارت دانش‌آموز خود را علامت بزنید



À la fin de chaque unité, il y a un corrigé. Après chaque exercice ou unité, utilisez le corrigé pour vérifier votre travail.

Une fois que vous avez vérifié vos réponses et identifié les points à améliorer, allez-y et remplissez votre carte d'étudiant !











Наприкінці кожного модуля є **ключ із відповідями**. Після кожної вправи або модуля використовуйте його, щоб перевірити свою роботу.

Коли ви перевірили відповіді та визначили, над чим потрібно ще попрацювати, позначте це у своїй студентській картці!

Learner Card

  **GEKKO QUEST 1**

Name: _____

Alphabet  <input checked="" type="checkbox"/> <input type="checkbox"/> Date	Numbers  <input checked="" type="checkbox"/> <input type="checkbox"/> Date	Classroom  <input checked="" type="checkbox"/> <input type="checkbox"/> Date	Feelings  <input checked="" type="checkbox"/> <input type="checkbox"/> Date	Weather  <input checked="" type="checkbox"/> <input type="checkbox"/> Date
Jobs  <input checked="" type="checkbox"/> <input type="checkbox"/> Date	Places  <input checked="" type="checkbox"/> <input type="checkbox"/> Date	Food  <input checked="" type="checkbox"/> <input type="checkbox"/> Date	Where is it?  <input checked="" type="checkbox"/> <input type="checkbox"/> Date	What are you doing?  <input checked="" type="checkbox"/> <input type="checkbox"/> Date

Learning Material



Listen



Alphabet

A	B	C	D	E	F	G	H	I
a	b	c	d	e	f	g	h	i

J	K	L	M	N	O	P	Q	R
j	k	l	m	n	o	p	q	r

S	T	U	V	W	X	Y	Z
s	t	u	v	w	x	y	z

Write



A A A A A...

a

B

b

C

c

D

d

E

e

F

f

G

g

H

h

I _____

i _____

J _____

j _____

K _____

k _____

L _____

l _____

M _____

m _____

N _____

n _____

O _____

o _____

P _____

p _____

Q _____

q _____

R _____

r _____

S _____

s _____

T _____

t _____

U _____

u _____

V _____

v _____

W _____

w _____

X _____

x _____

Y _____

















y _____











Z _____

z _____




Listen 

Aa  Apple	Bb  Banana	Cc  Cat	Dd  Dog
Ee  Elephant	Ff  Fish	Gg  Grapes	Hh  House
Ii  Icecream	Jj  Jam	Kk  Key	Ll  Lion
Mm  Mushroom	Nn  Nose	Oo  Onion	Pp  Pencil

<p>Qq</p>  <p>Queen</p>	<p>Rr</p>  <p>Rabbit</p>	<p>Ss</p>  <p>Sun</p>	<p>Tt</p>  <p>Tree</p>
<p>Uu</p>  <p>Umbrella</p>	<p>Vv</p>  <p>Video game</p>	<p>Ww</p>  <p>Watermelon</p>	<p>Xx</p>  <p>taXi</p>
<p>Yy</p>  <p>Yogurt</p>	<p>Zz</p>  <p>Zebra</p>		

Write the words 

 **Apple** Apple Apple...

 **Banana** _____

 **Cat** _____

 **Dog** _____

 **Elephant** _____

 **Fish** _____

 **Grapes** _____

 **House** _____

 **Ice cream** _____

 **Jam** _____

 **Key** _____

 **Lion** _____

 **Mushroom** _____



Nose _____



Onion _____



Pencil _____



Queen _____



Rabbit _____



Sun _____



Tree _____



Umbrella _____



Video game _____



Watermelon _____



Yogurt _____



Taxi _____



Zebra _____



Listen 

Alphabet 2

a apple cat bag	b bat bed bus	c cat cup car	d dad dog dig	e egg leg pen	f fan fig fox	g gum gas get
---------------------------------	-------------------------------	-------------------------------	-------------------------------	-------------------------------	-------------------------------	-------------------------------

h hat hop hunt	i ink pig lid	j jam jug jet	k kid kit key	l lip leg lot	m man mug mom	n net nap nut
--------------------------------	-------------------------------	-------------------------------	-------------------------------	-------------------------------	-------------------------------	-------------------------------

o box hot dog	p pen pet pig	q quiz quick quack	r rat red rug	s sun sit sad	t tap ten toy	u gum bus mud
-------------------------------	-------------------------------	------------------------------------	-------------------------------	-------------------------------	-------------------------------	-------------------------------

v van vest vow	w wig wet win	x box fox six	y yap yes yarn	z zip zero zap
--------------------------------	-------------------------------	-------------------------------	--------------------------------	--------------------------------



Listen 

sh shop fish brush	ch chin chair beach	th thick thin teeth	ph phone photo elephant
------------------------------------	-------------------------------------	-------------------------------------	---
















wh white what whee	ck duck sock back	oo food book moon	ee tree bee feet
------------------------------------	-----------------------------------	-----------------------------------	----------------------------------












ai paint train rain	ay day play stay
-------------------------------------	----------------------------------



1. Listen and write the missing letters





























 A pp _ e	 _ ana _	 C _ t
 _ og	 El _ ph _ nt	 _ i _ _
 _ rap _	 _ ou _ e	 _ cec _ ea _
 _ am	 K _ y	 L _ o _
 _ ushr _ m	 N _ s _	 _ ni _

 P _ nc _ l	 Qu _ n	 R _ bb _ t
 _ un	 T _ ee	 U _ brell _
 V _ deo _ ame	 W _ ter _ elon	 Ta _ _
 Yo _ _ _ t	 _ ebr _	

Alphabet (Answers)

1. Listen and write the missing letters

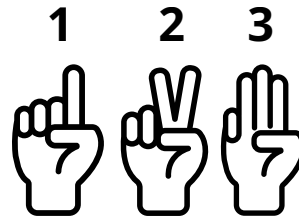
 A p <u>p</u> l <u>e</u>	 B <u>a</u> n <u>a</u> n <u>a</u>	 C <u>a</u> t
 D <u>o</u> g	 El <u>e</u> ph <u>a</u> nt	 F <u>i</u> sh
 G <u>r</u> ap <u>e</u> s	 H <u>o</u> u <u>s</u> e	 I <u>l</u> ce cr <u>e</u> am
 J <u>a</u> m	 K <u>e</u> y	 L <u>i</u> o <u>n</u>
 M <u>u</u> shro <u>o</u> m	 N <u>o</u> s <u>e</u>	 O <u>n</u> i <u>o</u> n
 P <u>e</u> nc <u>i</u> l	 Qu <u>e</u> e <u>n</u>	 R <u>a</u> bb <u>i</u> t
 S <u>u</u> n	 T <u>r</u> ee	 U <u>m</u> brella
 V <u>i</u> deo G <u>a</u> me	 W <u>a</u> ter m <u>e</u> lon	 Tax <u>i</u>
 Y <u>o</u> g <u>u</u> rt	 Z <u>e</u> br <u>a</u>	



Listen



Numbers 1-10



0	1	2	3	4	5	6	7	8	9	10
zero	one	two	three	four	five	six	seven	eight	nine	ten

Write



0	zero	0	zero
1	one		
2	two		
3	three		
4	four		

5	five		
6	six		
7	seven		
8	eight		
9	nine		
10	ten		


1. Write the number



2





10






















2. How many apples? 

 3 apples


 _____

 _____

 _____

 _____

3. How many fingers? 

 3 fingers

 _____

 _____


 _____


 _____


 _____

4. How many?



There are 2 umbrellas. 

There are _____ bananas. 

There are _____ fish. 

There are _____ rabbits. 

There are _____ houses. 

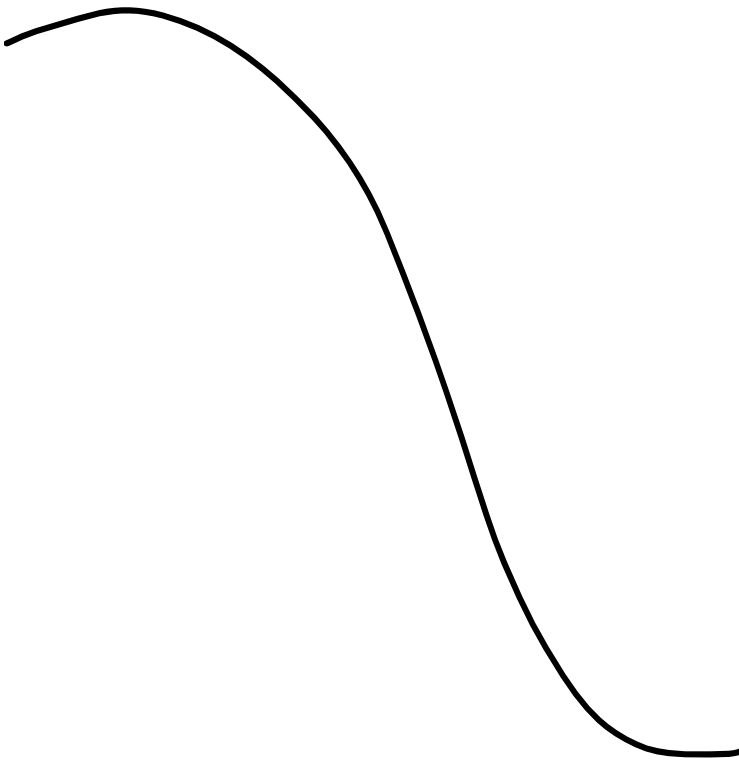
There are _____ dogs. 

There are _____ trees. 

There are _____ mushrooms. 

There are _____ keys. 

5. Connect the numbers. 

1		four
2		five
3		three
4		seven
5		eight
6		ten
7		one
8		two
9		nine
10		six



Listen



Numbers 11-22

11	12	13	14	15	16
eleven	twelve	thirteen	fourteen	fifteen	sixteen

17	18	19	20	21	22
seventeen	eighteen	nineteen	twenty	twenty-one	twenty-two

Write



11	eleven	11	eleven
12	twelve		
13	thirteen		

14	fourteen		
15	fifteen		
16	sixteen		
17	seventeen		
18	eighteen		
19	nineteen		
20	twenty		

6. Write the numbers.



nineteen 19

sixteen _____

nineteen _____

fifteen _____

thirteen _____

eleven _____

fourteen _____

twelve _____

eighteen _____

seventeen _____



Listen 

Numbers 20-100

20	30	40	50	60
twenty	thirty	forty	fifty	sixty

70	80	90	100	200
seventy	eighty	ninety	one hundred	two hundred

Write 

30	thirty		
40	forty		
50	fifty		

60	sixty		
70	seventy		
80	eighty		
90	ninety		
100	one-hundred		

7. Write the numbers. 

ninety 90

one hundred _____

seventy _____

fifty _____

thirty _____

forty _____

sixty _____

eighty _____

twenty _____

ten _____

8. Circle the correct number.



twenty

12 (20)

twelve

(12) 20

thirty

13 30

thirteen

13 30

fourteen

14 40

forty

14 40

fifteen

15 50

fifty

15 50

sixty

16 60

sixteen

16 60

seventy

17 70

seventeen

17 70

eighteen

18 80

eighty

18 80

Read 



9. Write 



10. How old are you?



I'm forty-five years old



_____ years old



_____ years old











Read 



11. Write 



How much?
It's _____ euro.



How much?
It's _____ euro.



How much?
It's _____ euro.







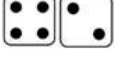





How much?
It's _____ euro.

Game





Numbers (Answers)


1. Write the number.


 <u>2</u>	 <u>10</u>
 <u>7</u>	 <u>1</u>
 <u>6</u>	 <u>3</u>
 <u>8</u>	 <u>4</u>
 <u>9</u>	 <u>5</u>


2. How many apples?

 3 apples

 4 apples


 5 apples


 6 apples


 7 apples


3. How many fingers?







 3 fingers

 5 fingers


 2 fingers

  7 fingers


  8 fingers


  6 fingers

4. How many?


There are 2 umbrellas. 


There are 4 bananas. 

There are 9 fish. 


There are 5 rabbits. 

There are 6 houses. 

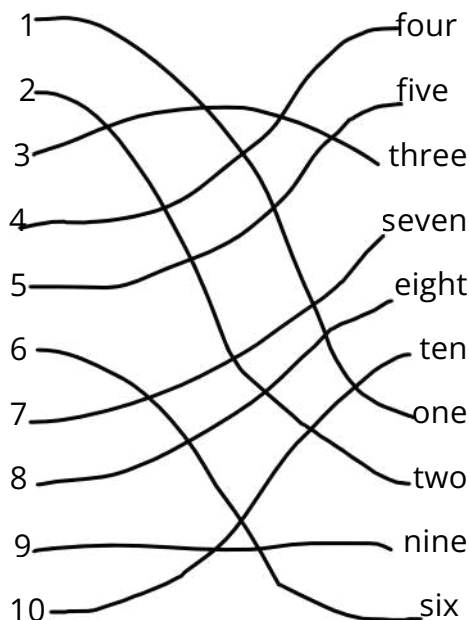
There are 3 dogs. 

There are 7 trees. 

There are 9 mushrooms. 

There are 10 keys. 

5. Connect the numbers.



6. Write the number

nineteen 19
twenty 20
thirteen 13
fourteen 14
eighteen 18

sixteen 16
fifteen 15
eleven 11
twelve 12
seventeen 17

7. Write the number

ninety 90
seventy 70
thirty 30
sixty 60
twenty 20

one hundred 100
fifty 50
fourty 40
eighty 80
ten 10

8. Circle the correct number.

twenty
12 (20)

twelve
(12) 20

thirty
13 (30)

thirteen
(13) 30

fourteen
(14) 40

forty
14 (40)

fifteen
(15) 50

fifty
15 (50)

sixty
16 (60)

sixteen
(16) 60


seventy
17 (70)

seventeen
(17) 70


eighteen
(18) 80


eighty
18 (80)


9. Write





10. How old are you?

 I'm forty-five years old


 I'm seventeen years old

 I'm thirty-eight years old

 I'm sixty years old

 I'm nineteen years old

 I'm thirty-four years old

 I'm twenty-nine years old

 I'm seventy years old

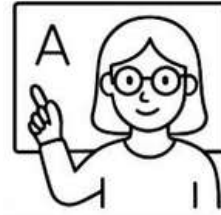


Listen 

Classroom



student



teacher



eraser



pencil



scissors



chair



table



books








backpack



paper



Listen 



1. Connect the picture to the word.



table

chair

scissors

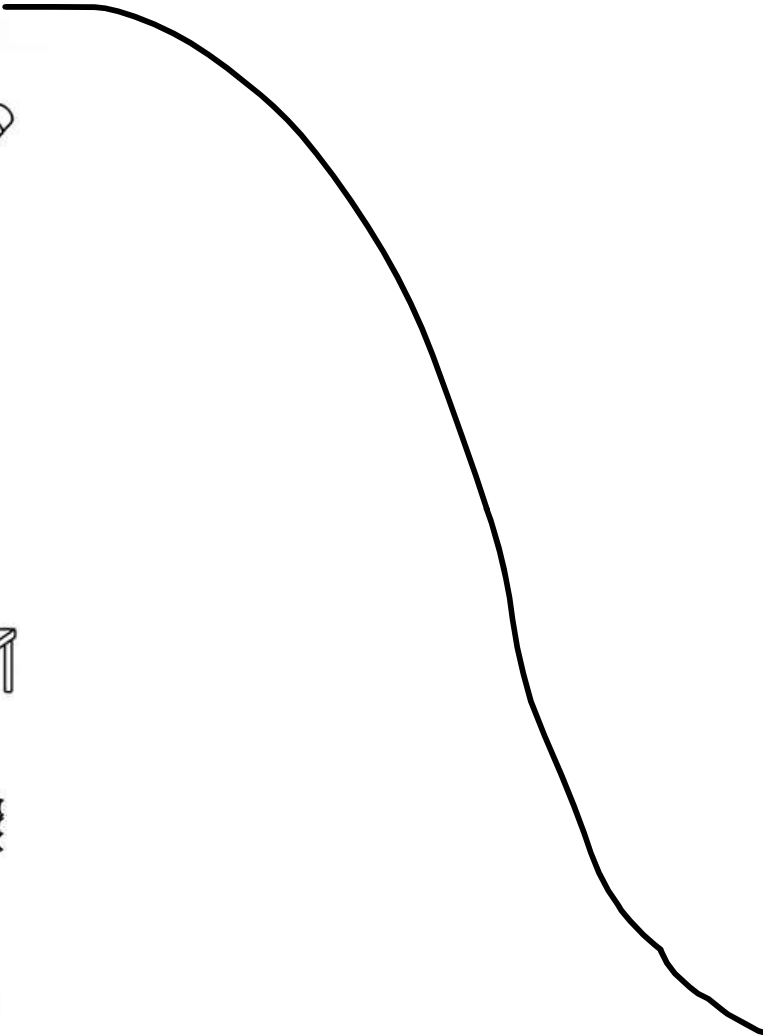
pencil

books

paper

eraser


backpack



2. Write the letters. 



student



teahter



eraser



pencil



scissors



chair



tabl



books





backpack





paper

What's this? 




3. Write the answer. 


 What is this? This is a table

 What's this? _____




 What's this? _____


 What's this? _____

 What's this? _____

 What's this? _____

I have / I don't have 



4. Write  I have / I don't have



I don't have a pencil
I have scissors



_____ a pencil
_____ scissors



_____ a chair

_____ a table



_____ a chair

_____ a table

5. Find the words

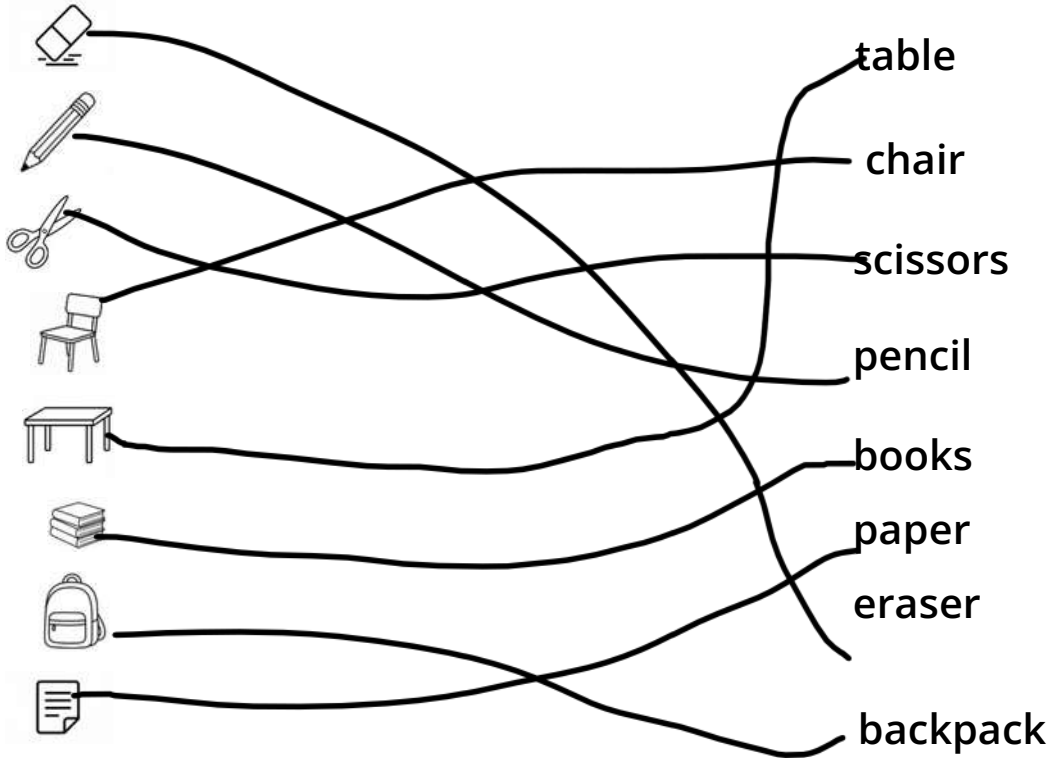


S	E	L	H	E	B	B	S	A	D	S	K	I	L
C	E	H	R	D	H	C	B	O	O	K	S	I	R
R	E	H	C	A	E	T	P	L	C	A	C	S	E
B	A	E	R	T	B	S	E	P	C	N	O	T	S
C	K	K	N	A	A	E	T	I	E	A	N	S	A
R	K	L	S	I	C	E	H	P	H	E	E	C	R
S	R	E	S	O	K	R	R	I	D	E	K	I	E
D	C	E	P	T	P	O	E	U	C	B	R	S	T
P	A	R	E	R	A	C	T	C	E	P	C	S	K
R	A	T	E	A	C	S	H	L	E	A	A	O	D
S	N	T	A	R	K	D	C	A	B	P	T	R	R
E	C	C	C	B	A	A	A	H	I	E	S	S	C
T	P	C	C	K	L	S	E	A	H	R	N	R	S
S	B	A	S	A	R	E	R	H	C	H	T	P	B

- PAPER ✓
- STUDENT
- CHAIR
- PENCIL
- BOOKS
- SCISSORS
- ERASER
- TEACHER
- BACKPACK
- TABLE

Classroom (Answers)

1. Connect the picture to the word



2. Write the letters



student



teacher



eraser



pencil



scissors



chair



table



books



backpack



paper

3. Write the answer



What is this? This is a table



What's this? This is a backpack



What's this? This is a pencil



What's this? This is a student



What's this? This is a teacher



What's this? This is an eraser

4. Write I have / I don't have



I don't have a pencil
I have scissors



I have a pencil
I don't have scissors




I have a chair
I don't have a table



I don't have a chair

I have a table

5. Find the words



- PAPER ✓
- STUDENT ✓
- CHAIR ✓
- PENCIL ✓
- BOOKS ✓
- SCISSORS ✓
- ERASER ✓
- TEACHER ✓
- BACKPACK ✓
- TABLE ✓



Listen 

Feelings 1



happy



sad



angry



shocked

1. Match the picture to the word. 



happy




sad



angry



shocked



2. Write the feeling 

happy/sad/angry/shocked



I feel Sad



I feel _____



I feel _____



I feel _____

3. Fill in the missing letters 



h_a_p_p_y



s _ d



a _ g _ y



sh _ _ k _ d



Listen 


Feelings 2



scared



tired



confused

4. Match the picture to the word



tired



scared



confused

5. Write the feeling.  scared/tired/confused



I am _____



I am _____



I am _____


5. Write the missing letters. 



sc _ _ _ d



t _ r _ d




c _ _ fu _ d



Listen 

Feelings 3



7. Match the picture to the word



hungry




thirsty



sick

8. Write the feeling. 

hungry/thirsty/sick



I am _____



I am _____



I am _____

9. Write the missing letters.



h _ ng _ y




th _ _ ty



s _ _ k

10. Match the picture to the word.



shocked

angry

scared

sad

happy

11. Match the picture to the word.



tired



thirsty



sick



hungry



confused

12. Write the feeling. 

How do you feel when you are **together with friends**?



I feel happy

How do you feel when you **see a snake**?



I feel _____

How do you feel when you **have Covid**?



I feel _____

How do you feel when you **get no sleep**?



I feel _____

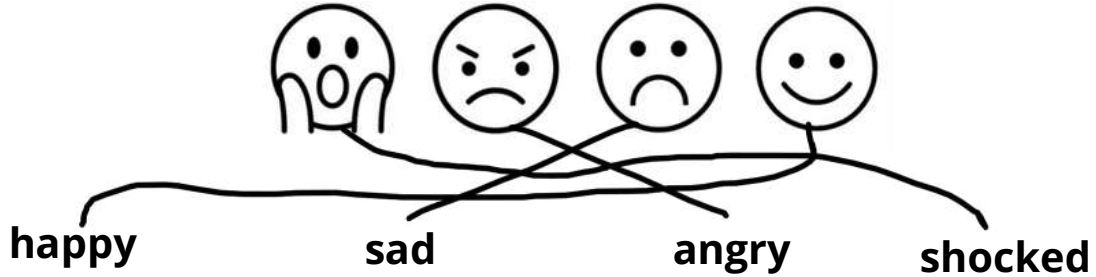
How do you feel when **someone takes your money**?



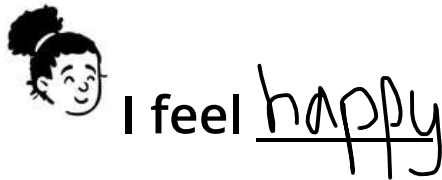
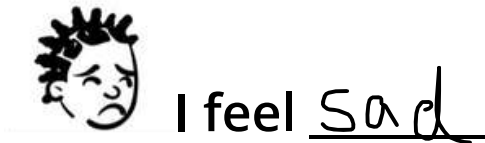
I feel _____

Feelings (Answers)


1. Match the picture to the word.




2. Write the feeling. happy/sad/angry/shocked



3. Fill in the missing letters.



4. Match the picture to the word.



8. Write the feeling. hungry/thirsty/sick



I am thirsty



I am hungry



I am sick

9. Write the missing letters.



hungry



thirsty



sick

10. Match the picture to the word.



shocked



angry



scared



sad



happy

11. Match the picture to the word.

tired

thirsty

sick

hungry

confused

12. Write the feeling.

How do you feel when you are together with friends?



I feel happy

How do you feel when you see a snake?



I feel scared

How do you feel when you have Covid?



I feel sick

How do you feel when you get no sleep?



I feel tired

How do you feel when someone takes your money?




I feel angry



Listen 

Weather



sunny



cloudy



rainy




stormy



snowy



windy




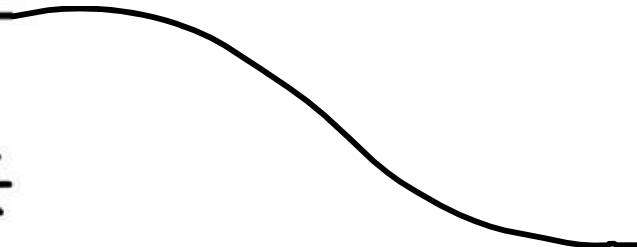






hot



cold

1. Connect the word to the picture.



		snowy
		sunny
		rainy
		windy
		cloudy
		stormy
		cold
		hot

2. Write the letters. 



su_nny



c_o_d_



r_i_y



st__my



sn__y



w_d_



h_t



c__d

3. How's the weather? 



It's SUNNY



It's _____



It's _____



It's _____



It's _____



It's _____










It's _____



It's _____

How's the weather?

Monday	Tuesday	Wednesday	Thursday	Friday	Saturday	Sunday
						
30°C	28°C	23°C	19°C	14°C	10°C	15°C

4. Write the weather.

On Monday, it's Sunny.

On Saturday, it's _____.

On Wednesday, it's _____.

On Friday, it's _____.

On Sunday, it's _____.

On Thursday, it's _____.

5. Is it hot or cold on Monday?

On Monday, it's hot.

Is it hot or cold on Saturday?

On Saturday, it's _____.

Is it hot or cold on Tuesday?

On Tuesday, it's _____.



Listen 

Seasons



SPRING



SUMMER



AUTUMN



WINTER

Read 

Spring

Easter / Shamel-Nessim / Novruz



Summer



Autumn

Halloween / Mehregan / Harvest



Winter

Christmas / New Year / Shab-e Yalda



6. Write the season 



Spring



S _ _ _ _ _



A _ _ _ _ _



W _ _ _ _ _

7. Write the answer to the question. 

Is summer hot or cold?

Summer is hot

Is winter hot or cold?

Winter is _____

Is summer sunny or snowy?

Summer is _____

Is winter sunny or snowy?

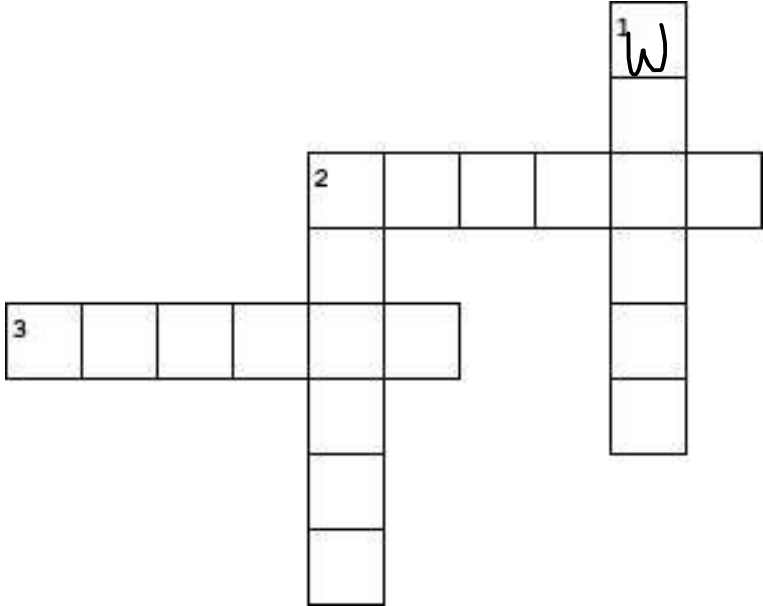
Winter is _____

8. Find the words. 

W	M	Y	M	R	O	T	S	R	M	W	I	U	R
R	Y	U	C	S	R	N	O	U	S	L	D	S	A
U	N	A	L	W	O	C	N	R	P	M	I	M	I
U	N	N	O	I	N	W	U	H	R	N	Y	E	N
R	M	R	U	R	O	T	S	I	I	U	R	I	Y
Y	N	E	D	R	P	O	O	S	N	Y	M	R	I
W	I	T	Y	E	S	H	M	D	G	C	N	D	C
O	T	N	T	M	U	P	U	Y	O	O	W	U	L
N	A	I	N	M	L	S	M	M	C	L	Y	O	D
S	U	W	S	U	E	N	U	R	C	D	M	C	D
S	T	N	O	S	O	A	S	N	D	L	T	M	M
T	U	R	U	S	M	I	R	N	N	N	R	N	T
U	M	N	H	P	I	D	T	Y	I	Y	N	T	W
H	N	W	I	N	D	Y	I	P	Y	T	M	A	D

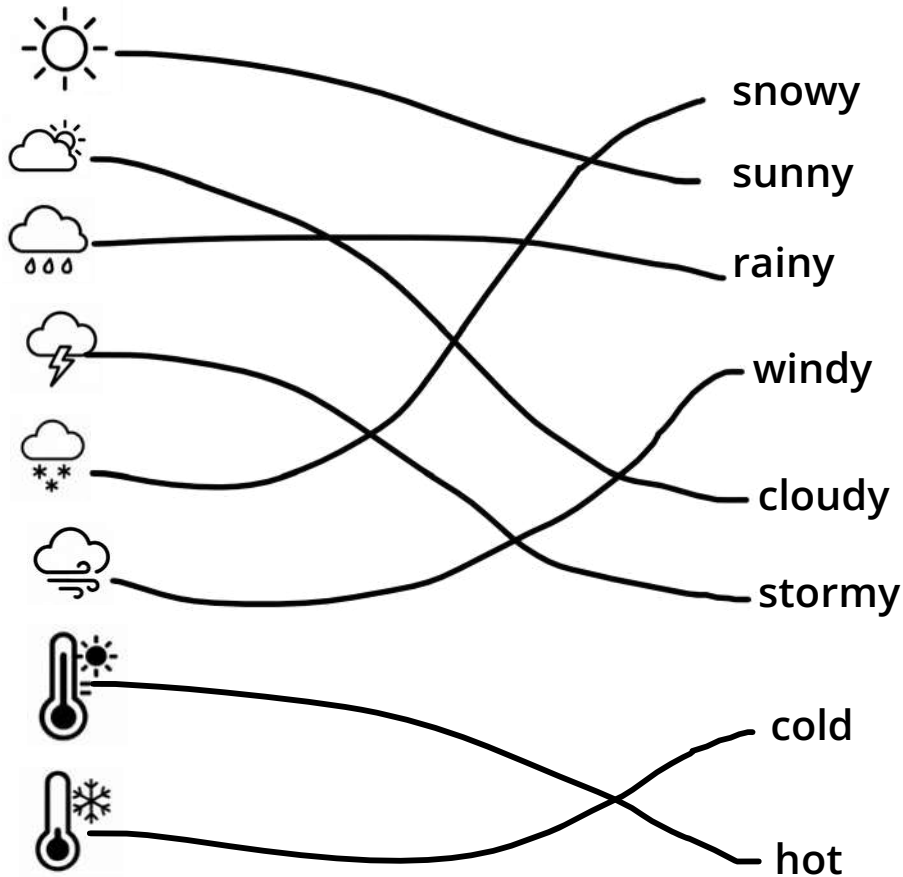
- CLOUDY ✓
- RAINY
- STORMY
- COLD
- WINTER
- SUMMER
- AUTUMN
- SNOWY
- SUNNY
- WINDY
- SPRING
- HOT

9. Write the words in the puzzle. 




Weather (Answers)

1. Connect the word to the picture




2. Write the letters.




3. How's the weather?


 It's sunny

 It's cloudy


 It's windy

 It's snowy

 It's stormy

 It's rainy

 It's hot

 It's cold

4. Write the weather.

On Monday, it's sunny.

On Saturday, it's rainy.

On Wednesday, it's rainy.

On Friday, it's stormy.

On Sunday, it's sunny.

On Thursday, it's windy.

5. Is it hot or cold on Monday?

On Monday, it's hot.

Is it hot or cold on Saturday?

On Saturday, it's cold.

Is it hot or cold on Tuesday?

On Tuesday, it's hot.

6. Write the season.



Spring



Summer



Autumn



Winter

7. Write the answer to the question.

Is summer hot or cold?

Summer is hot

Is winter hot or cold?

Winter is cold


Is summer sunny or snowy?

Summer is Sunny

Is winter sunny or snowy?

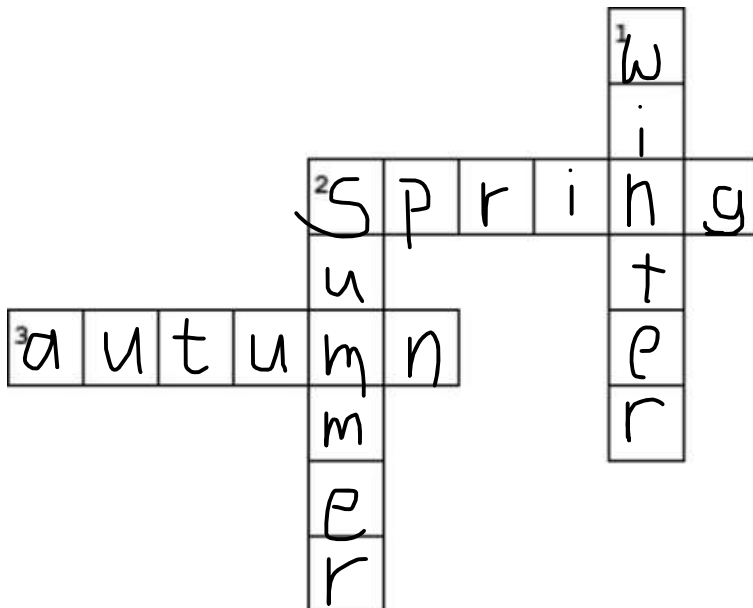
Winter is SNOWY





8. Find the words.



- CLOUDY ✓
- RAINY ✓
- STORMY ✓
- COLD ✓
- WINTER ✓
- SUMMER ✓
- AUTUMN ✓
- SNOWY ✓
- SUNNY ✓
- WINDY ✓
- SPRING ✓
- HOT ✓

9. Write the words in the puzzle.



1. 
2.  
3. 



Listen 

Jobs



doctor



chef



police



builder



hairdresser



driver



firefighter



lawyer



dentist



photographer



teacher



shop assistant

1. Connect the picture to the word. 



driver



doctor



police



hairdresser



firefighter



lawyer

2. Connect the picture to the word. 



photographer



dentist



shop assistant



teacher



builder



chef

3. Write the missing letters.



daco to r



__ ef



po _ i _ e



buil ___



___ dr _ ss _ r



d _ _ v _ r



___ figh _ _ r




l _ _ y _ r



d _ n _ i _ t



__ oto _ ra _ _ er



tea _ _ er



__ op a _ _ istant

4. Write 



He is a....



She is a...



He is a chef



She is a firefighter






















5. Answer the questions.



Who works at a school?

A teacher works at a school.



Who works at a shop?

A _____ works at a shop.



Who works at a hospital?

A _____ works at a hospital.



Who works in a dental surgery?

A _____ works in a dental surgery.



Who works in a taxi?

A _____ works in a taxi.



Who works in a hair salon?

A _____ works in a hair salon.



Who works on a building site?

A _____ works on a building site.



Who works in a restaurant kitchen?

A _____ works in a restaurant kitchen.



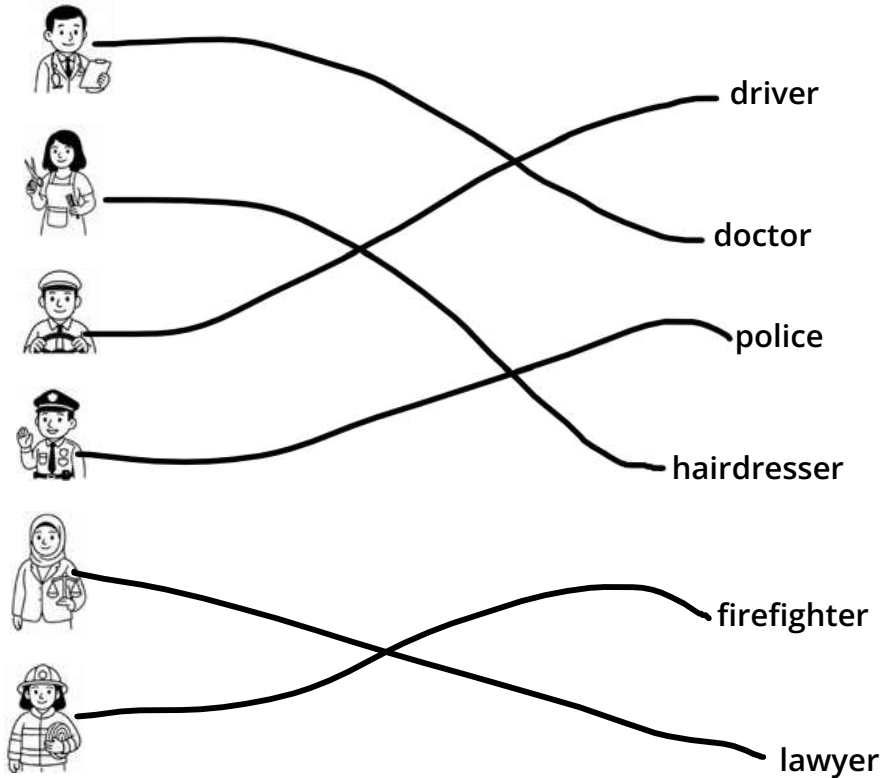
Who works in court?

A _____ works in court.

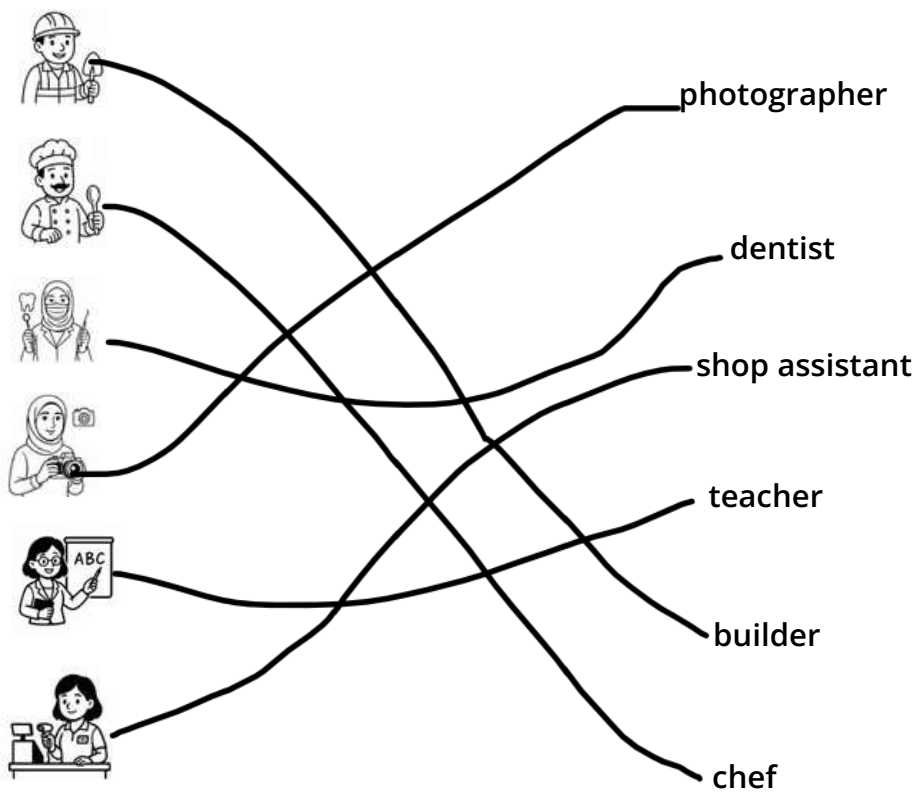


Jobs (Answers)

1. Connect the picture to the word.



2. Connect the picture to the word.



3. Write the missing letters



d o c t o r



c h e f



p o l i c e



b u i l d e r



h a i r d r e s s e r



d r i v e r



f i r e f i g h t e r



l a w y e r



d e n t i s t



p h o t o g r a p h e r



t e a c h e r



s h o p a s s i s t a n t

4. Write He / She is a...



He is a chef



She is a fire fighter



He is a driver



She is a lawyer



He is a police



She is a hairdresser



He is a doctor



He is a builder



She is a dentist



She is a photographer



She is a teacher



She is a shop assistant

5. Answer the questions

Who works at a school?

A teacher works at a school.

Who works at a shop?

A shop assistant works at a shop.

Who works at a hospital?

A doctor works at a hospital.

Who works in a dental surgery?

A dentist works in a dental surgery.

Who works in a taxi?

A driver works in a taxi.

Who works in a hair salon?

A hair dresser works in a hair salon.

Who works on a building site?

A builder works on a building site.

Who works in a restaurant kitchen?

A chef works in a restaurant kitchen.

Who works in court?

A lawyer works in court.



Listen 

Places



house



park




bank



hospital



store



school



hair salon



mosque



church



restaurant



Listen 

Verbs



sleep



eat



talk



cut




run



buy



pray



study

1. Write the missing letters. 



house



p k



 a k



h pit l



s o e

2. Connect the picture to the word. 



park

hospital

bank

house

store

3. Write the missing letters. 



_ ch _ _ l



h _ _ r sal _ _



m _ s _ ue



_ _ ur _ _



res _ _ _ rant

4. Connect the picture to the word. 



hair salon



school



restaurant



mosque



church

5. Write the missing letters 



sl _ _ p



_ _ t



_ _ lk



c _ t




r _ n



b _ y



pr _ _



st _ d _

6. Connect the picture to the word. 



talk



eat



cut



sleep

7. Connect the picture to the word. 



buy



pray



run



study

8. Answer the question using places. 

mosque	store	house	park
hospital	restaurant	school	hair salon

Where do you **study**? I study at school.

Where do you **pray**? I pray at the _____.

Where do you **eat**? I eat at the _____.

Where do you **sleep**? I sleep in the _____.

Where do you **run**? I run in the _____.

Where do you **buy things**? I buy things in the _____.

Where do you **cut your hair**? I cut my hair at the _____.

Where do you **talk to the doctor**? I talk to the doctor at the _____.

Places (Answers)

1. Write the missing letters.



hose



park



bank



hospital



store

2. Connect the picture to the word.



park

hospital

bank

house

store

3. Write the missing letters.



School



hair salon



mosque



church



resturant

4. Connect the picture to the word.



hair salon

school

restaurant

mosque

church

5. Write the missing letters.



sleep



eat



talk



cut



run



buy



pray



study

6. Connect the picture to the word.



talk

eat

cut

sleep

7. Connect the picture to the word.



buy

pray

run

study

8. Answer the question using places.

Where do you **study**? I study at school.

Where do you **pray**? I pray at the mosque.

Where do you **eat**? I eat at the restaurant.

Where do you **sleep**? I sleep in the house.

Where do you **run**? I run in the park.

Where do you **buy things**? I buy things in the store.


Where do you **cut your hair**? I cut my hair at the hair salon.

Where do you **talk to the doctor**? I talk to the doctor at the hospital.



Listen 

Food




sandwiches



chips



bread



fruit



cookies



meat



vegetables



coffee




I like



I don't like

1. Match the picture to the word. 



bread



sandwich



fruit



cookies



meat



coffee




chips



vegetables

2. Write the letters.



sandwiches



frips



bread



fruit



cookse



eate



vegetables



coffee




I love




I don't like

Read 




I don't like vegetables.




I like meat.

3. Write 



I don't like fish.









Listen 

Fruit



grapes



pineapple



watermelon



apple



banana



strawberry



avocado

Vegetables



potato



cucumber



tomato



carrot



mushroom



onion



corn



Listen 

S



1 apple



2 apples



1 onion



2 onions



1 mushroom



3 mushrooms

is / are



There is 1 banana



There are 3 bananas



There is 1 avocado



There are 2 avocados



There is 1 tomato



There are 7 tomatoes

4. Write  is / are



There is 1 potato



There are 2 potatoes



There is 1 cucumber



There are 2 _____



There is 1 _____



There are 2 strawberries



There is 1 _____



There are 2 _____



There is 1 watermelon





5. Write 

How many bananas are there?

There are 4 bananas

How many pineapples are there?

How many apples are there?

How many mushrooms are there?

How many tomatoes are there?

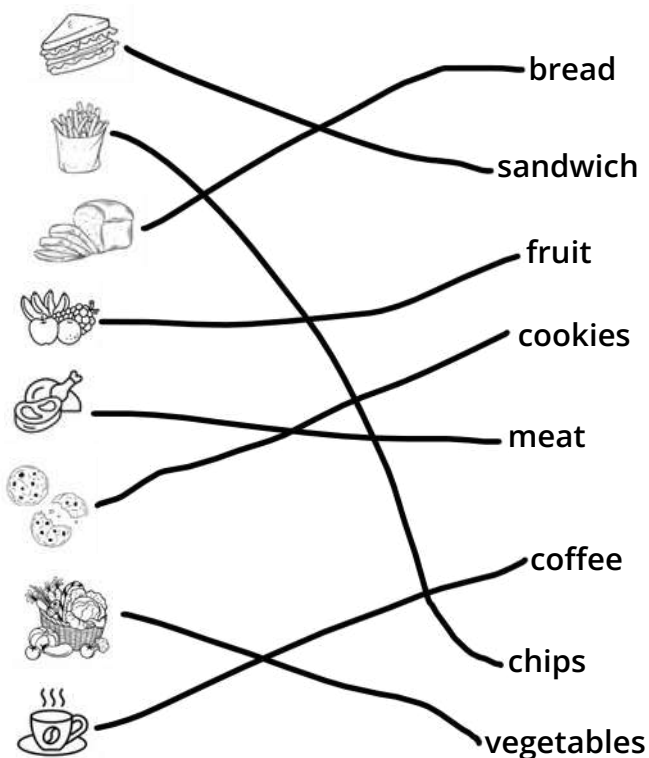
How many avocados are there?

How many strawberries are there?











How many watermelons are there?

Food (Answers)

1. Match the picture to the word.



2. Write the letters.

 sandw i ches	 c hips	 br ead
 fr u it	 coo k i es	 me at
 vege ta bles	 coff ee	
 I l i k e	 I d o n ' t l i k e	

3. Write



I don't like coffee



I like cookies

4. Write is / are



There is 1 potato



There are 2 potatoes



There is 1 cucumber



There are 2 cucumbers



There is 1 strawberry



There are 2 strawberries



There is 1 carrot



There are 2 carrots



There is 1 watermelon



There are 4 watermelons

5. Write



How many bananas are there?

There are 4 bananas

How many pineapples are there?

There is 1 pineapple

How many apples are there?

There are 6 apples

How many mushrooms are there?

There are 3 mushrooms

How many tomatoes are there?

There are 4 tomatoes

How many avocados are there?

There are 2 avocados

How many strawberries are there?

There are 5 strawberries


How many watermelons are there?

There is 1 watermelon




Listen 


Where is it?



The cat is on the table.




The cat is under the table.



The cat is next to the box.



The cat is in the box.



The cat is between the table and the box.

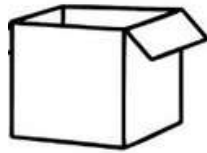


Listen 

Objects




table



box



book



closet




lamp



bed

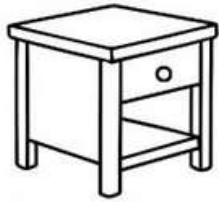


shoes

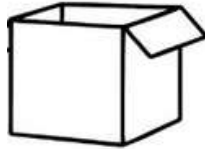


clothes

1. Write the missing letters. 




_ a _ l _




b _ x



b _ _ k



c _ o _ et




l _ _ p



_ e _




_ _ oes




clo _ _ es


2. Where is the cat? 



The cat is on the table.




The cat is _____ the table.



The cat is _____ the box.



The cat is ___ the box.



The cat is _____ the table and the box.

3. Look at the picture and answer the questions. 



Where is the bed? It's next to the table.

Where is the book? It's _____ the bed.

Where is the lamp? It's _____ the table.

Where is the table? It's _____ the bed and closet.

Where are the shoes and clothes? They're _____ the closet.



Where are the shoes? They're _____ the bed.

Where is the book? It's _____ the table.

Where is the box? It's _____ the closet.

Where are the clothes? They're _____ the bed and
_____ the closet.



Where is the book?

It's _____ the bed.

Where is the table?

It's _____ the bed.



Where are the cat and the lamp? They're _____ the closet.

Where are the cat and the lamp? They're _____ the clothes.

Where is the lamp?

It's _____ the cat.



Where is the cat?

It's _____ the bed.

Where is the box?

It's _____ the bed.

Where is the lamp?

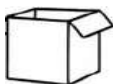
It's _____ the box.

Where is it? (Answers)

1. Write the missing letters.



table



box



book



closet



lamp



bed



shoes



clothes

2. Where is the cat?



The cat is on the table.




The cat is under the table.



The cat is next to the box.



The cat is in the box.



The cat is between the table and the box.

3. Look at the picture and answer the questions.



Where is the bed? It's next to the table.

Where is the book? It's on the bed.

Where is the lamp? It's on the table.

Where is the table? It's between the bed and the closet.

Where are the shoes and clothes? They're in the closet.



Where are the shoes? They're under the bed.

Where is the book? It's on the table.

Where is the box? It's in the closet.

Where are the clothes? They're on the bed
and in the closet.



Where is the book? It's under the bed.

Where is the table? It's next to the bed.



Where are the cat and the lamp? They're in the closet.

Where are the cat and the lamp? They're under the clothes.

Where is the lamp? It's next to the cat.



Where is the cat? It's under the bed.

Where is the box? It's next to the bed.

Where is the lamp? It's in the box.



Listen 

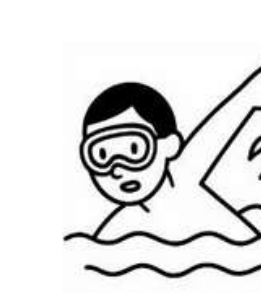
What are you doing?




reading



cooking



swimming



painting




playing football



playing video games



playing the guitar



I am

You are

We are




She is



He is


1. Write the missing letters. 



reading



coing



swing



poting



pling football




player video games



playing guitar

2. Connect the picture to the word. 



playing video games

playing the guitar

swimming

cooking

painting

reading


playing football




Read





3. Write  I / you / we

 You are swimming.

 I am reading.

 We are playing the guitar.

 _____ am painting

 _____ are cooking

 _____ are playing football.

I am playing video games.

You _____ playing football.

We _____ reading.

You _____ cooking.

We _____ painting.

I _____ reading.

4. Write what they say.



Read



He is



She is



She is playing video games.



He is playing the guitar.



She is cooking.



He is swimming.



She is painting.



He is playing football.

Negatives



Is he swimming? **No**, he is **not** swimming, he is playing football.



Is she reading? **No**, she is **not** reading, she is cooking.



Is she playing video games? **No**, she is **not** playing video games, she is painting.



Is she playing video games? **Yes**, she is playing video games.

5. Write the answer. 



Is he painting? No, he is not painting. He is playing the guitar.



Is he cooking? _____.



Is she reading? _____.



Is she playing video games? _____.



Is he reading? _____.

What are you doing? (Answers)

1. Write the missing letters.


reading


cooking


swiming

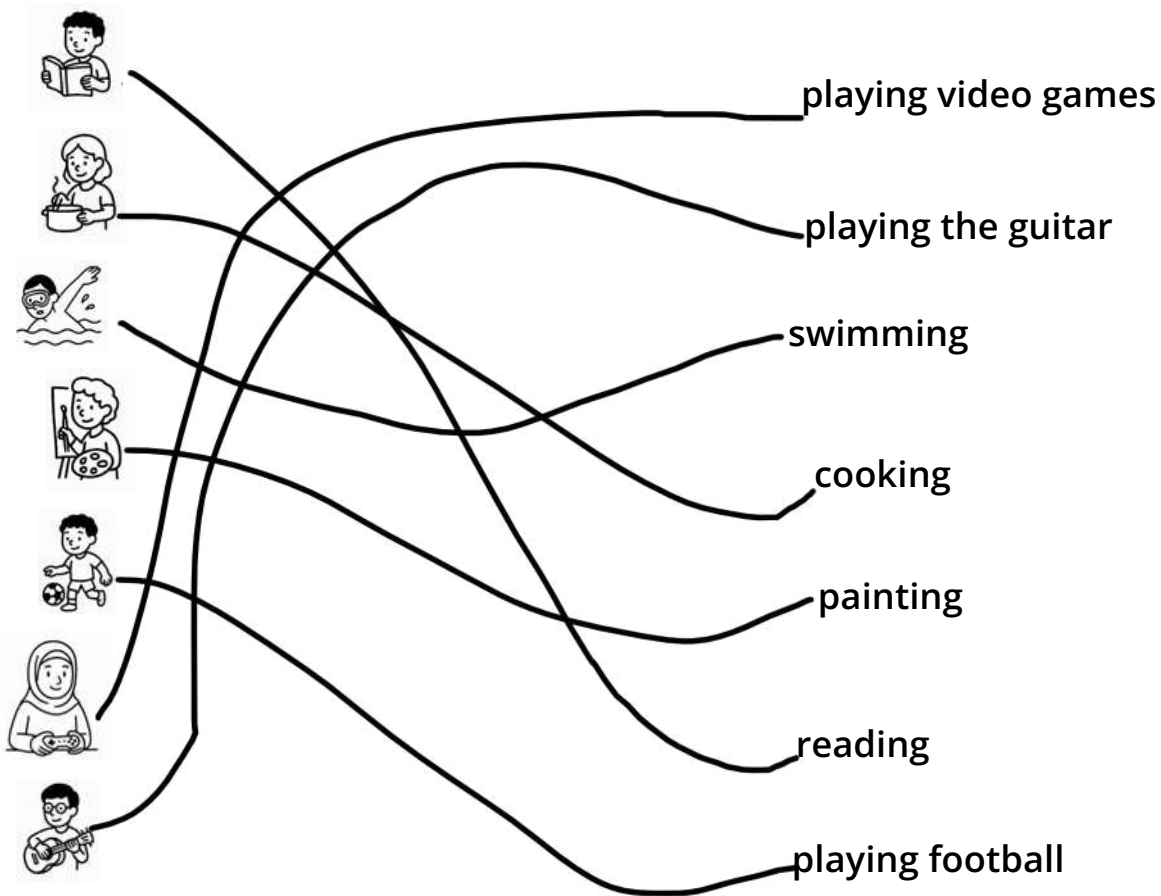

painting


playing footbal



playing video games



playing the gitar


2. Connect the picture to the words.



3. Write I / you / we

 I am painting

 You are cooking

 We are playing football

I am playing video games.

You are playing football.

We are reading.

You are cooking.

We are painting.

I am reading.

4. Write what they say.



5. Write the answer. 



Is he painting? ~~No, he is not painting~~ He is playing the guitar



Is he cooking? ~~No, he is not cooking~~ He is swimming.



Is she reading? ~~No, she is not reading~~ . she is playing video games.



Is she playing video games? ~~No, she is not playing video games~~ She is cooking.



Is he reading? ~~Yes, he is reading~~.

CONGRATULATIONS!

This is the end of Gekko Quest Volume 1.
Be sure to continue your journey with Volume 2!

