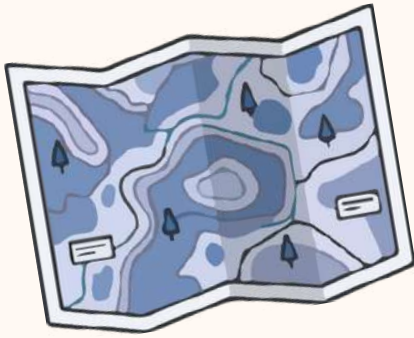


GEKKO QUEST



English Language Learning Kit
A1: Volume 2





CONTENTS

Introduction

<u>Acknowledgements</u>	i
<u>Description</u>	ii
<u>How to Use</u>	iii
<u>Learner Card</u>	vi

Learning Material

<u>Describing People</u>	1
<u>Clothes</u>	13
<u>Body</u>	25
<u>At the Doctor's</u>	33
<u>Family</u>	42
<u>Animals</u>	49


ACKNOWLEDGEMENTS



The Gekko Quest English Language Learning Kits (Volumes 1 and 2) were designed by the Better Days team at Gekko Education Center in Athens in 2025. Rooted in Better Days' profound commitment to providing accessible educational opportunities, this self-paced educational series is the result of dedicated effort, expertise, and a shared commitment to providing educational access to those who need it most.

Our deepest appreciation goes to the designer and primary author of these materials, Victor Kaleta. As a valued member of our team and an inspiring educator, Victor brought creativity, thoughtful insight, and a strong learner-centered perspective to the development of these learning tools. His ability to transform ideas into meaningful educational resources has been instrumental to the completion of this series.

Finally, we recognize the resilience and dedication of the learners themselves. These kits are dedicated to your commitment to self-improvement and empowerment, affirming our belief that education is a fundamental right for all.



DESCRIPTION



This self-guided resource is designed for people learning English independently. It uses simple language, visual support, and practical examples of real-life situations. All meaning is conveyed through pictures and context, without the use of translations, which make it accessible to learners of different literacy levels, educational backgrounds, and mother languages. This approach supports inclusivity and helps learners build everyday English skills without the need for a teacher.

Most English textbooks on the market assume prior literacy, regular schooling in a Western educational system, access to teachers, and long-term commitment. In contrast, these volumes respond to a different need, where unpredictable conditions and limited resources call for basic functional English. The materials prioritise exposure, familiarity, confidence-building, and independence over strict grammatical progression. They are designed for learners who might be encountering English for the first time and would benefit from repeated contact with the language rather than strict lexical control.

Learners will be introduced to common A1 vocabulary relevant to their daily lives by reading simple texts with the support of images. The activities focus on recognising words, as well as copying and producing written language, with exposure and practice as primary goals.

The volumes are designed to function even when learning happens in short, irregular sessions, as the topics are organised for non-linear use and can be followed in order of need or interest, unlike a traditional fixed course schedule.

Pages iii-vi provide an explanation of how to use this resource, with translations in four languages: Arabic, Farsi, French, and Ukrainian. This explanation is a helpful starting point for learners as they begin Gekko Quest.

The learner card (p. vi) serves as a learning companion, allowing students to track what they have studied. This encourages autonomy and continuity while creating a sense of achievement, and maintaining motivation by recognizing progress.

QR codes provide optional access to audio recordings that model pronunciation of the target language. All the core content is available in print with audio as an optional complementary resource.

How to Use

طريقة الإستخدام

نحوه استفاده

Comment utiliser

Як використувувати

Beginning your journey: Before you start learning, print the learner card from page vi. The learner card is your personal progress form. Write your name in the space provided. Each time you finish a unit, check the box and write the date of your achievement!

بدء رحلتكم التعليمية: قبل أن تبدأوا التعلّم، اطبعوا بطاقة الطالب التي ستجدونها مُرفقة ضمن حقيبة التعلّم (كما هو موضح أدناه). بطاقة الطالب هي نموذج لمتابعة تقدّمكم الشخصي. اكتبوا أسماءكم في المكان المخصّص. وكلما أنهيتم وحدة، ضعوا علامة في المربّع وكتبوا تاريخ إنجازكم.

شروع مسیر یادگیری شما: پیش از آغاز یادگیری، کارت دانش‌آموز را که به بسته آموزشی پیوست شده است چاپ کنید (همان‌طور که در زیر نشان داده شده است). کارت دانش‌آموز، فرم شخصی پیگیری پیشرفت شماست. نام خود را در محل مشخص شده بنویسید. هر بار که یک واحد را به پایان می‌رسانید، مربع مربوطه را علامت بزنیید و تاریخ موفقیت خود را بنویسید.

Commencer votre parcours : Avant de commencer à apprendre, imprimez la carte d'étudiant que vous trouverez jointe au kit d'apprentissage. La carte d'étudiant est votre fiche personnelle de suivi des progrès. Écrivez votre nom dans l'espace prévu à cet effet. Chaque fois que vous terminez une unité, cochez la case et indiquez la date de votre réussite !

Початок вашого навчального шляху: Перш ніж розпочати навчання, роздрукуйте студентську картку, яку ви знайдете у навчальному комплекті (як показано нижче). Студентська картка — це ваша особиста форма для відстеження прогресу. Напишіть своє ім'я у відведеному місці. Щоразу, коли ви завершуєте модуль, поставте позначку в полі та впишіть дату свого досягнення!

GEKKO QUEST 1 Name: _____

Alphabet ABC <input type="checkbox"/> Date	Numbers 123 <input type="checkbox"/> Date	Classroom <input type="checkbox"/> Date	Feelings <input type="checkbox"/> Date	Weather <input type="checkbox"/> Date
Jobs <input type="checkbox"/> Date	Places <input type="checkbox"/> Date	Food <input type="checkbox"/> Date	Where is it? <input type="checkbox"/> Date	What are you doing? <input type="checkbox"/> Date

Using the kit: Each exercise is accompanied by an icon showing you how to complete the tasks.

استخدام الحقيبة التعليمية: يرافق كل تمرين رمز يوضح لكم كيفية إكمال المهام.

نحوه استفاده از کیت: هر تمرین با یک آیکون همراه است که نشان می‌دهد چگونه باید فعالیت‌ها را انجام دهید.

Utilisation du kit : Chaque exercice est accompagné d'une icône vous indiquant comment réaliser les tâches.

Використання комплекту: Кожна вправа супроводжується піктограмою, яка показує, як виконувати завдання.



Listen: Scan the QR code to access the audio. Listen and follow or read along with the speaker. Repeat this process as many times as needed before moving forward. (It is recommended to listen a minimum of 2-3 times.)

استمعو: امسحوا رمز الاستجابة السريعة (QR) للوصول إلى الملف الصوتي. استمعوا وتابعوا مع المتحدث، أو اقرأوا النص أثناء الاستماع. كرروا هذه الخطوات قدر ما تحتاجون قبل الانتقال إلى الجزء التالي. (يُنصح بالاستماع على الأقل مرتين إلى ثلاث مرات).
گوش دادن: کد QR را اسکن کنید. گوش دهید و همراه با گوینده دنبال کنید یا متن را همزمان بخوانید. این کار را هر چند بار که لازم است تکرار کنید، سپس به مرحله بعدی بروید. (توصیه می‌شود حداقل ۲-۳ بار گوش دهید.)

Écouter : Scanner le code QR. Écoutez et suivez ou lisez en même temps que l'intervenant. Répétez ce processus autant de fois que nécessaire avant de passer à la suite. (Il est recommandé d'écouter au minimum 2 à 3 fois.)

Слухати: Відскануйте QR-код. Слухайте та сліdkуйте за диктором або читайте разом із ним. Повторюйте цей процес стільки разів, скільки потрібно, перш ніж рухатися далі. (Рекомендується слухати щонайменше 2-3 рази.)



Write: Following the example at the beginning of each "Write" section, complete the exercises. When you are finished you may continue on blank paper for further practice or simply trace over the already written words.

اكتبوا: باتباع المثال الموجود في بداية كل قسم "اكتبوا"، أكملوا التمارين. عندما تنتهون، يمكنكم المتابعة على ورق فارغ لمزيد من التدريب، أو ببساطة تتبّعوا الكلمات المكتوبة مسبقاً فوقها.
نوشتن: با توجه به مثال ابتدای هر بخش «نوشتن»، تمرین‌ها را کامل کنید. پس از پایان، می‌توانید برای تمرین بیشتر روی کاغذ سفید ادامه دهید یا فقط روی کلماتی که از قبل نوشته شده‌اند دوباره بنویسید.

Écrire : En suivant l'exemple au début de chaque section « Écrire », complétez les exercices. Une fois terminé, vous pouvez continuer sur une feuille blanche pour vous entraîner davantage ou simplement repasser sur les mots déjà écrits.

Писати: Дотримуючись прикладу на початку кожного розділу «Писати», виконайте вправи. Після завершення ви можете продовжити практику на чистому аркуші або просто обвести вже написані слова.



Listen and Write: Scan the QR code to access the audio. Listen to the speaker and fill in the blank spaces. It is recommended to listen to the audio at least one time before attempting to complete any of the exercises. Once finished, replay the audio and check for errors.

استمعووا واكتبوا: امسحوا رمز الاستجابة السريعة (QR) للوصول إلى الملف الصوتي. استمعوا إلى المتحدث واملأوا الفراغات. يُنصح بالاستماع إلى الملف الصوتي مرة واحدة على الأقل قبل محاولة حل أي تمرين. وبعد الانتهاء، أعيدوا تشغيل الملف الصوتي وتحققوا من الأخطاء.

گوش دادن و نوشتن: به گوینده گوش دهید و جاهای خالی را پر کنید. توصیه می‌شود پیش از تلاش برای تکمیل تمرین‌ها، حداقل یک بار به فایل صوتی گوش دهید. پس از پایان، دوباره به فایل صوتی گوش دهید و اشتباهات را بررسی کنید.

Écouter et écrire: Scanner le code QR. Écoutez l'intervenant et remplissez les espaces vides. Il est recommandé d'écouter l'audio au moins une fois avant de tenter de compléter les exercices. Une fois terminé, réécoutez l'audio et vérifiez les erreurs.

Слухати і писати: Відскануйте QR-код. Слухайте диктора та заповнюйте пропуски. Рекомендується прослухати аудіо щонайменше один раз перед тим, як намагатися виконати вправи. Після завершення знову прослухайте аудіо та перевірте помилки.



Read: Read the text.

اقرأوا: اقرأوا النص.

خواندن: متن را بخوانید.

Lire : Lisez le texte.

Читати: Прочитайте текст.

At the end of each unit, there is an answer key. Following each exercise or unit, use the answer key to check your work.

Once you have checked your answers and have seen the areas you need to work on. Go ahead and mark your Student Card!

في نهاية كل وحدة يوجد مفتاح الإجابات. بعد كل تمرين أو بعد إنهاء الوحدة، استخدموا مفتاح الإجابات لمراجعة عملكم.

بعد أن تراجعوا إجاباتكم وتعرفوا على النقاط التي تحتاجون إلى تحسينها، ضعوا علامة على بطاقة الطالب الخاصة بكم.

در پایان هر واحد، پاسخنامه وجود دارد. پس از هر تمرین یا واحد، از پاسخنامه برای بررسی کار خود استفاده کنید.

پس از بررسی پاسخها و مشخص شدن بخش‌هایی که نیاز به تمرین بیشتر دارند، کارت دانش‌آموز خود را علامت بزنید



À la fin de chaque unité, il y a un corrigé. Après chaque exercice ou unité, utilisez le corrigé pour vérifier votre travail.

Une fois que vous avez vérifié vos réponses et identifié les points à améliorer, allez-y et remplissez votre carte d'étudiant !







Наприкінці кожного модуля є **ключ із відповідями**. Після кожної вправи або модуля використовуйте його, щоб перевірити свою роботу.

Коли ви перевірили відповіді та визначили, над чим потрібно ще попрацювати, позначте це у своїй студентській картці!

Learner Card

  **GEKKO QUEST 2**

Name: _____

<p>Describing People</p>  <input checked="" type="checkbox"/> <input type="checkbox"/> Date	<p>Clothes</p>  <input checked="" type="checkbox"/> <input type="checkbox"/> Date	<p>Body</p>  <input checked="" type="checkbox"/> <input type="checkbox"/> Date
<p>At the Doctor's</p>  <input checked="" type="checkbox"/> <input type="checkbox"/> Date	<p>Family</p>  <input checked="" type="checkbox"/> <input type="checkbox"/> Date	<p>Animals</p>  <input checked="" type="checkbox"/> <input type="checkbox"/> Date


Learning Material




Listen




Describing People




He has short hair




He has medium-length hair




He has long hair




He has straight hair.




He has curly hair.



He has a mustache.




He has a beard.



He is short

He is medium height

He is tall




He is a child.

He is a teenager

He is an adult.

He is old.


1. Connect the word to the picture. 



medium length hair

short hair

long hair




a beard

straight hair

a mustache

curly hair


2. Connect the word to the picture. 



medium height

tall

short



old

child

adult

teenager

3. What hair does he/she have?



He has long, straight hair



She has _____, _____ hair



He has _____, _____ hair



He has _____, _____ hair



He has _____, _____ hair



He has a _____



He has a _____

Read 

John is tall, has long, curly hair and a mustache.


Michael is a short adult. He has a beard. He has no hair.

Anna is medium height. She is a teenager and has long straight hair.

Jenny is short and old. She has short curly hair.

Mary is a child. She has medium-length, straight hair.

4. Write the names. 



John _____

To have

I	have
He / She / It	has
You	have
We	have
They	have

I have short hair.

He has short hair.

You have short hair.

We have short hair.

They have short hair.

5. Write.  have / has

I have long hair.

He has short hair.

She _____ curly hair.

You _____ straight hair.

We _____ short hair.

They _____ beards.

He _____ a beard.

I _____ a mustache.

My brother _____ long hair.

My sister _____ short hair.

To be



I	am
He / She / It	is
You	are
We	are
They	are

I am tall.

He is tall.

You are tall.

We are tall.

They are tall.

6. Write.



am / is / are / have / has

He is tall.

She _____ medium height.

I _____ short.

We _____ short.

They _____ children.

They _____ short.

My mom _____ an adult.

My dad _____ an adult.

I _____ a teenager.

My sister _____ a child.

My grandfather and grandmother _____ old.

7. Write  am / is / are / have / has

I am Ahmed. I ____ 28 years old. I _____ 1 brother and 1 sister.

My brother ____ 25 years old.

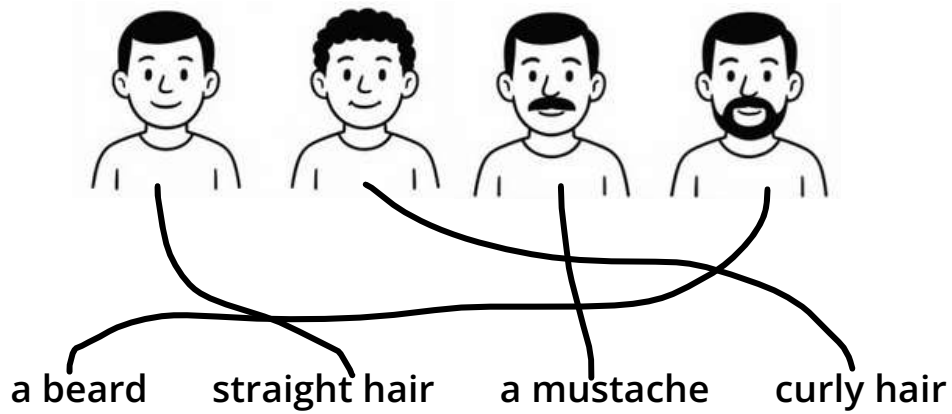
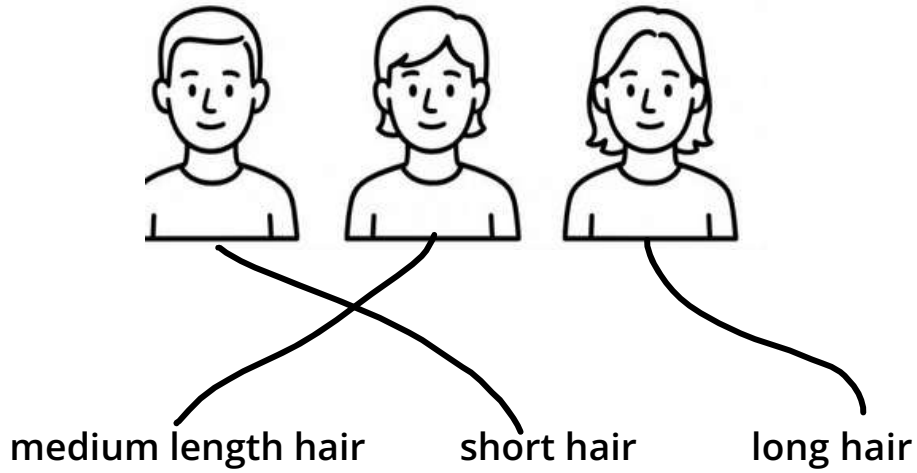
My mother and father _____ tall. My brother _____ also tall, but I ____ short.

My father ____ no hair, but he ____ a beard. I _____ long, curly hair. My brother ____ short, curly hair. He _____ a beard and mustache. He _____ an adult.

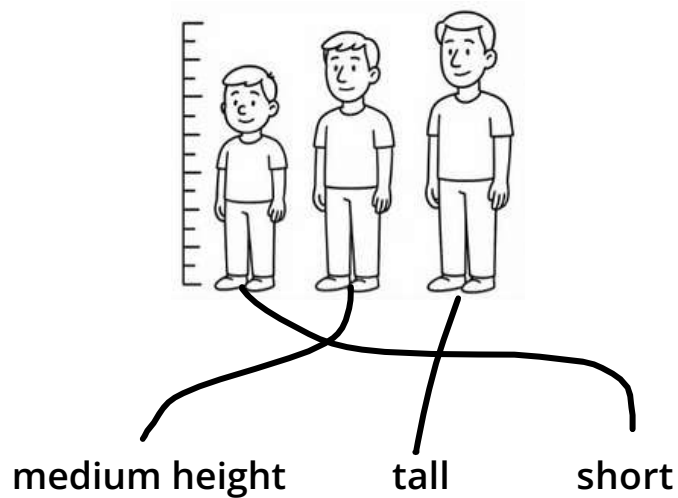
My sister ____ a teenager. She ____ short and she _____ short hair.

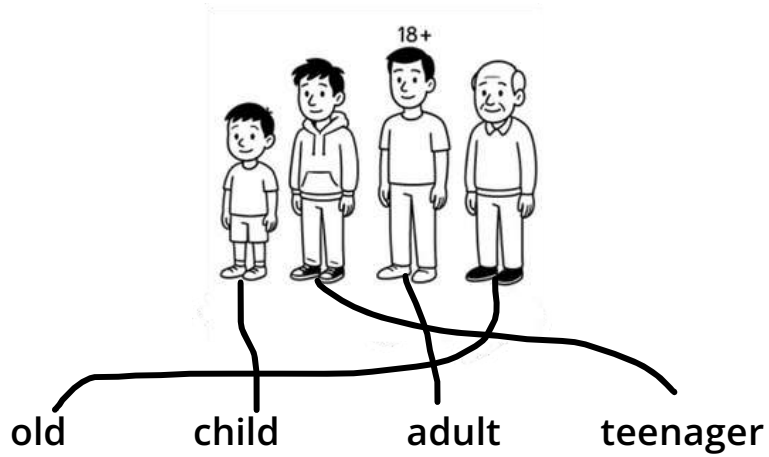
Describing people (Answers)

1. Connect the word to the picture.



2. Connect the word to the picture.





3. What hair does he/she have?



He has long, straight hair



She has long, curly hair



He has short, straight hair



He has short curly hair



He has medium length, straight hair





He has a mustache



He has a beard

4. Write the names.



John Jenny Michael Anna Mary

6. Write am / is / are / have / has

He is tall.

She is medium height.

I am short.

We are short.

They are children.

They are short.

My mom is an adult.

My dad is an adult.

I am a teenager.

My sister is a child.

My grandfather and grandmother are old.

7. Write am / is / are / have / has

I am Ahmed. I am 28 years old. I have 1 brother and 1 sister.

My brother is 25 years old.

My mother and father are tall. My brother is also tall, but I am short.

My father has no hair, but he has a beard. I have long, curly hair. My brother has short, curly hair. He has a beard and mustache. He is an adult.

My sister is a teenager. She is short and she has short hair.



Listen



Clothes



dress



t-shirt



glasses



shorts



trousers



skirt



hoodie



jacket

1. Write the letters.



dr_ _ ss



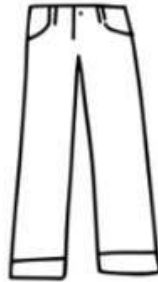
t- _ _ _ rt



_ _ _ ass _ _



_ _ or _ s



_ _ ous _ _ s



s _ _ _ t



h _ _ die



ja _ _ e _

2. Connect the word to the picture.



trousers



hoodie



shorts



dress



t-shirt



glasses



skirt



jacket

3. Read 



Mohammed

Mohammed is wearing glasses, a t-shirt, and trousers.



Maria



Israa




John



Qurban



Sonia

Who is wearing a jacket?  John is wearing a jacket

Who is wearing a skirt? _____

Who is wearing shorts? _____

Who is wearing a dress? _____

Who is wearing a hoodie? _____

Read 


 <p>He</p>	 <p>She</p>	 <p>They</p>
---	--	---



She is wearing a skirt and a t-shirt.



He is wearing a hoodie.




They are wearing trousers.

4. Write  he/she/they



he is wearing a jacket.



_____ are wearing t-shirts.



_____ is wearing a dress.




_____ is wearing glasses.



_____ is wearing shorts.



_____ is wearing a hoodie.




_____ are wearing trousers.

Not


Read



She is not wearing glasses.



He is not wearing a dress.



Is she wearing a jacket?

No, she is not wearing a jacket.



Is she wearing a skirt?

No, she is not wearing a skirt. She is wearing shorts.



Is she wearing a skirt?

No, she is not wearing a skirt. She is wearing a dress.

5. Write the answer to the question. 



Is he wearing a hoodie?

No, he is not wearing a hoodie.
He is wearing a jacket



Is she wearing a dress?



Is he wearing shorts?



Is she wearing trousers?

Read



1. Said is wearing glasses, shorts, and a hoodie. He is not wearing trousers.
2. Aristotle is wearing shorts and a t-shirt. He is not wearing glasses.
3. Norbert is not wearing a jacket or a hoodie. He is wearing a t-shirt and trousers. He is not wearing glasses.
4. Samira is not wearing trousers. She is wearing a skirt, a t-shirt and a jacket.


6. Write the name.





Said





Clothes (Answers)

1. Write the letters.



dress



t-shirt



glasses



shorts



trousers



skirt

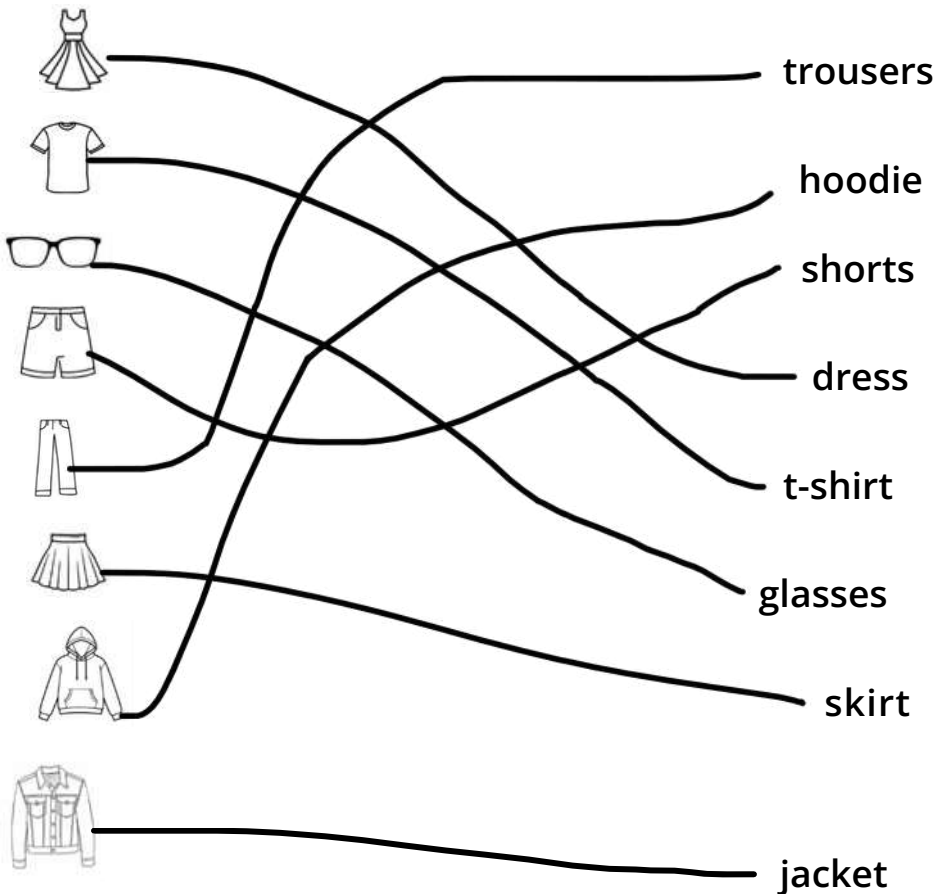



hoodie



jacket

2. Connect the word to the picture.





Who is wearing a jacket? John is wearing a jacket

Who is wearing a skirt? Israa is wearing a skirt

Who is wearing shorts? Sonia is wearing shorts


Who is wearing a dress? Maria is wearing a dress

Who is wearing a hoodie? Qurban is wearing a hoodie

4. Write he/she/they



he is wearing a jacket.



they are wearing t-shirts.



she is wearing a dress.




he is wearing glasses.



she is wearing shorts.



he is wearing a hoodie.



they are wearing trousers.

5. Write the answer to the question



Is he wearing a hoodie?

~~No, he is not wearing a hoodie.~~
He is wearing a jacket



Is she wearing a dress?

~~No, she is not wearing a dress.~~
She is wearing a skirt



Is he wearing shorts?

~~No, he is not wearing shorts~~
He is wearing trousers



Is she wearing trousers?

~~No, she is not wearing trousers~~
She is wearing a dress

6. Write the name



Aristotle



Said



Samira

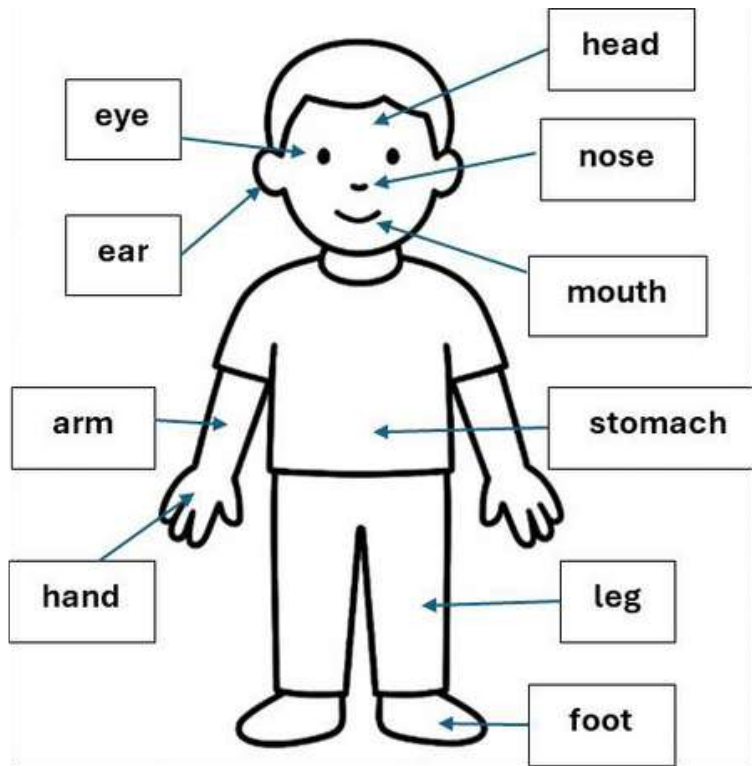


Norbert



Listen 

Body



1 eye



2 eyes



1 ear



2 ears



1 leg



2 legs



1 arm



2 arms



1 hand



2 hands



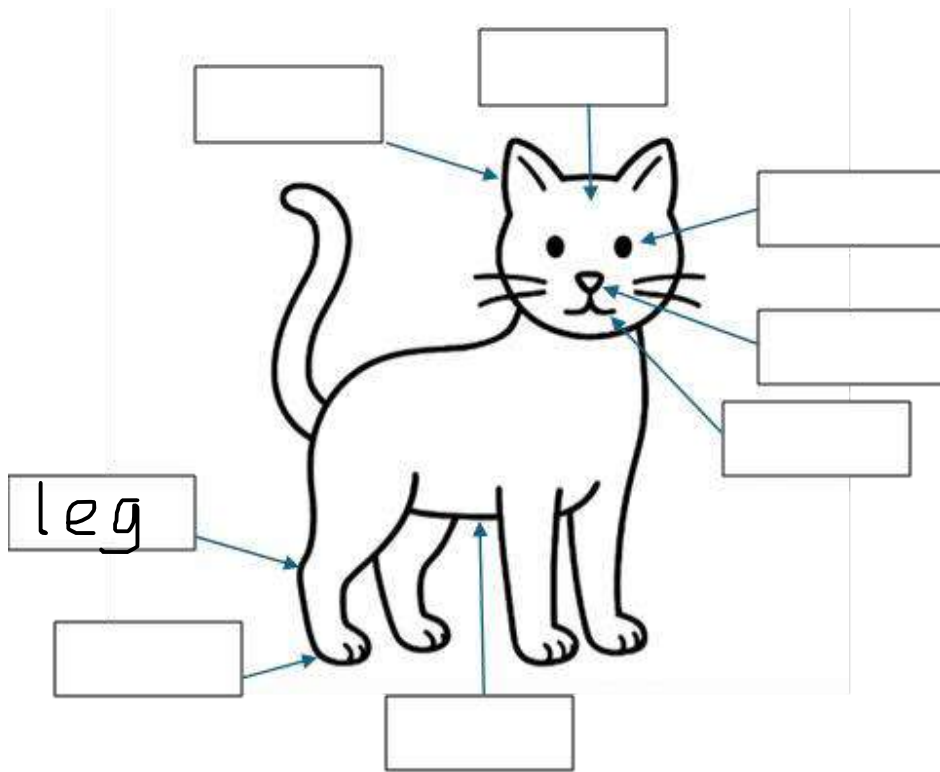
1 foot



2 feet


1. Write the body parts in the boxes.

leg / foot / head / ear / eye / nose / mouth / stomach



2. Write the body parts in the boxes.

eyes / ears / hands / arms / feet



To have



I	have
He / She / It	has
You	have
We	have
They	have

I have 2 ears.

He has 2 ears.

She has 2 ears.

It has 2 ears.

You have 2 ears.

We have 2 ears.

They have 2 ears.

3. Write have / has

I have eyes.

It _____ 4 eyes.

He _____ 1 eye.

She _____ no legs.

We _____ big noses.

They _____ small noses.

big / small



He has a big nose.



He has a small nose



He has big feet.



He has small feet.

4. Write



big / small



The elephant has a big nose. It has big ears.
It has a _____ stomach. But, it has _____ eyes.



The owl has _____ feet, and _____ ears. But, it
has _____ eyes.



The panda has a _____ head and a _____ stomach.
But, it has _____ eyes.



The gorilla has _____ hands and feet. It also has a
_____ nose and _____ stomach. But, it has _____
eyes and _____ ears.

How many?



How many legs does a cat have? It has 4 legs.
How many eyes does a cat have? It has 2 eyes.




How many ears does a dog have? It has 2 ears.
How many noses does a dog have? It has 1 nose.




How many eyes does a spider have? It has 8 eyes.
How many mouths does a spider have? It has 1
mouth.

5. How many? 



How many legs does a cockroach have?

It has 6 legs




How many ears does an elephant have?



How many arms does an octopus have?



How many legs does a snake have?




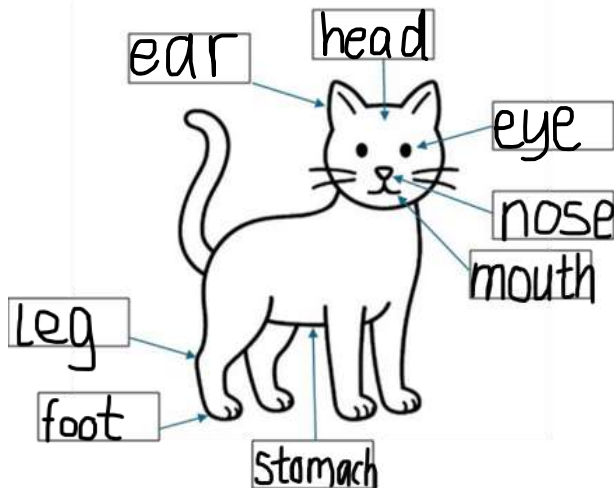
How many legs does a spider have?



How many arms does a star fish have?

Body (Answers)

1. Write the body parts in the boxes.



3. Write have / has

I have 2 eyes.

It has 4 eyes.

He has 1 eye.

She has no legs.

We have big noses.

They have small noses.

4. Write big / small



The elephant has a big nose. It has big ears. It has a big stomach. But, it has small eyes.



The owl has small feet, and small ears. But, it has big eyes.



The panda has a big head and a big stomach. But, it has small eyes.



The gorilla has big hands and feet. It also has a big nose and big stomach. But, it has small eyes and small ears.

5. How many?



How many legs does a cockroach have?

It has 6 legs



How many ears does an elephant have?

It has 2 ears



How many arms does an octopus have?

It has 6 arms



How many legs does a snake have?

It has no legs



How many legs does a spider have?

It has 8 legs



How many arms does a star fish have?

It has 5 arms



Listen 

At the Doctor's



I have a fever




I have a cold



I have a cough



I have a stomach ache



I have a head ache



I have a tooth ache



I have a rash



I have a cut



I have a sore throat



I vomited



I fainted



I fell



I hurt my foot



I hurt my hand



I hurt my back

1. Circle the correct answer.  



I have a cold
fever
cough



cold
fever
cough



cold
fever
cough



I have a
head ache
tooth ache
stomach ache



head ache
tooth ache
stomach ache



head ache
tooth ache
stomach ache



I have a
rash
sore throat
cut



rash
sore throat
cut



rash
sore throat
cut



I
vomited
fainted
fell



vomited
fainted
fell



vomited
fainted
fell



I hurt my

foot

foot

foot

back

back

back

hand

hand

hand

2. Write the word.  tooth / head / stomach



Hello doctor, I have a head ache



Hello dentist, I have a _____ ache



Hello doctor, I have a _____ ache

rash / cut 



Hello doctor, I have a _____. It's itchy.



I have a _____. It hurts.

fever / cold / cough / sore throat 



I have a _____. My nose is running.



I have a _____. I'm ill.



I have a _____. It is 40 degrees.



I have a _____. I have no voice.

vomited / fainted / fell 



I _____. I was dizzy.



I _____ because I ate bad food.



I _____. I hurt my head.

foot / hand / back 



I hurt my _____. I was carrying a box.



I hurt my _____. I fell.



I hurt my _____. It hurts.

At the Doctor's (Answers)

1. Circle the correct answer.



I have a cold
fever
cough



cold
fever
cough



cold
fever
cough



I have a head ache
tooth ache
stomach ache



head ache
tooth ache
stomach ache



head ache
tooth ache
stomach ache



I have a **rash**
sore throat
cut



rash
sore throat
cut



rash
sore throat
cut



I **vomited**
fainted
fell



vomited
fainted
fell



vomited
fainted
fell



I hurt my foot
back
hand



foot
back
hand



foot
back
hand

2. Write the word. tooth / head / stomach




Hello doctor, I have a head ache.



Hello dentist, I have a tooth ache.



Hello doctor, I have a stomach ache.


rash / cut 



Hello doctor, I have a rash. It's itchy.



I have a cut. It hurts.

fever / cold / cough / sore throat 



I have a cold. My nose is running.



I have a cough. I'm ill.



I have a fever. It is 40 degrees.



I have a sore throat. I have no voice.

vomited / fainted / fell 



I fainted. I was dizzy.



I vomited because I ate bad food.



I fell. I hurt my head.



foot / hand / back



I hurt my back. I was carrying a box.



I hurt my foot. I fell.






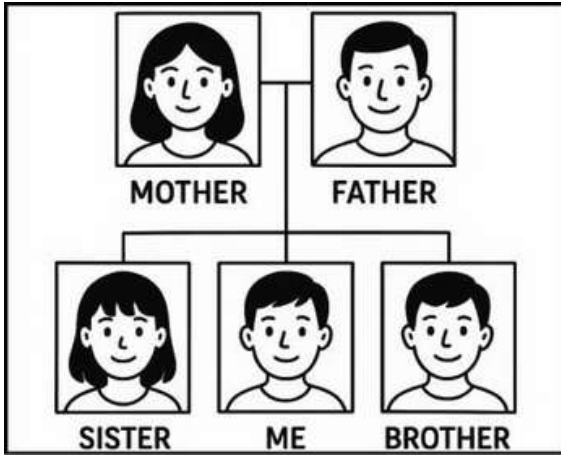
I hurt my hand. It hurts.





Listen 

Family





Uncle / Aunt



1. Match the pairs. 

brother	grandfather	father	uncle	son
---------	-------------	--------	-------	-----

Mother + father

Sister + _____

Daughter + _____

Aunt + _____

Grandmother + _____

2. Use the words to finish the sentence. 

brother	grandfather	uncle	cousin
sister	grandmother	aunt	

My father's brother is my uncle.

My father's sister is my _____.

My father's father is my _____.

My mother's mother is my _____.

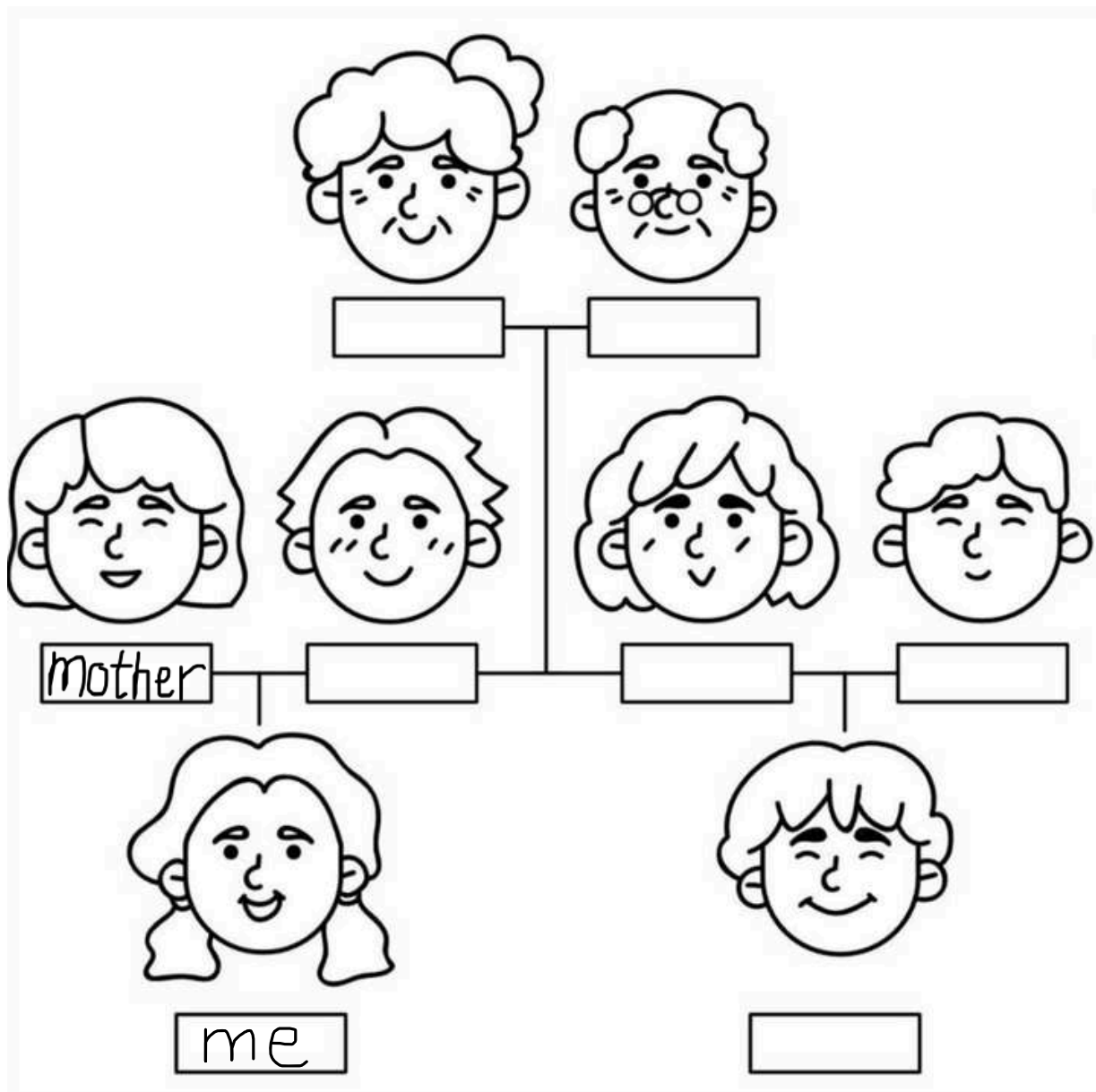
My uncle's daughter is my _____.

My mother's son is my _____.





My mother's daughter is my _____.

3. Write the words in the family tree. 

mother	father	grandmother	grandfather
aunt	uncle	cousin	me



Possessives

My 	Your 	Her 	His 
---	---	--	--



My name is Anastasia.



Your name is Nadia.



Her name is Azza.



His name is Michael.

4. Fill in the blanks. his / her

This is my sister. Her name is Maria.

This is my brother. _____ name is John.

This is my father. _____ name is Mo.

This is my grandfather. _____ name is James.

This is my aunt. _____ name is Azza.

This is my uncle. _____ name is Michael.

Family (Answers)

1. Match the pairs

Mother + father
Sister + brother
Daughter + son
Aunt + uncle
Grandmother + grandfather

2. Use the words to finish the sentence

My father's brother is my uncle.

My father's sister is my aunt.

My father's father is my grandfather.

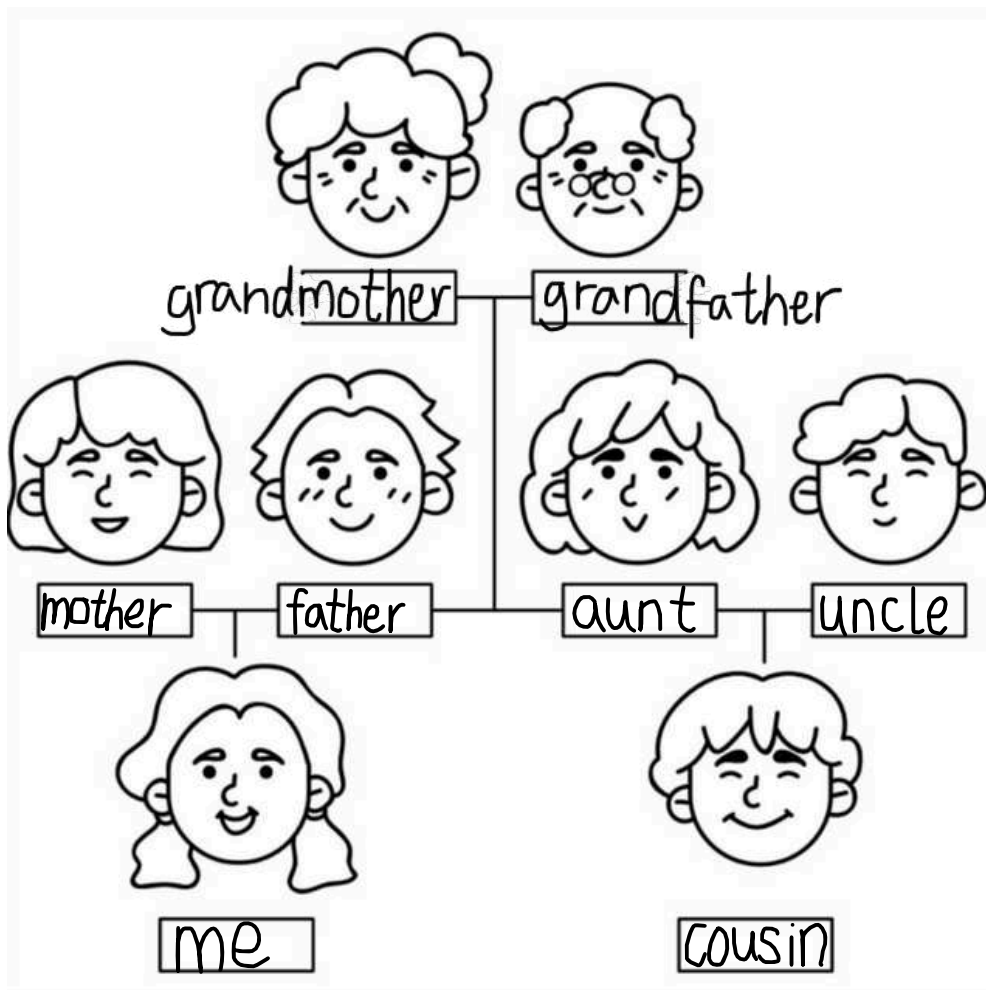
My mother's mother is my grandmother.

My uncle's daughter is my cousin.

My mother's son is my brother.

My mother's daughter is my sister.

3. Write the words in the family tree.



4. Fill in the blanks his / her

This is my sister. Her name is Maria.

This is my brother. His name is John.

This is my father. His name is Mo.

This is my grandfather. His name is James.


This is my aunt. Her name is Azza.

This is my uncle. His name is Michael.



Listen 

Animals




elephant




gorilla



panda



cat



fish




octopus



duck



dog



cow



sheep



pig




person



people


can / can't



gorillas can run



gorillas can jump



gorillas can climb



gorillas can't swim



gorillas can't fly



gorillas can't drive



ducks can fly



ducks can swim



ducks can run



ducks can't drive



ducks can't ride a bike



ducks can't climb



people can swim



people can ride a bike



people can't fly

1. Write



can / can't

people can't fly

dogs can swim

cows _____ fly

fish _____ swim

ducks _____ fly

gorillas _____ swim

cows _____ ride a bike

octopus _____ jump

cats _____ ride a bike

dogs _____ jump

people _____ ride a bike

pigs _____ jump

people _____ run

pandas _____ drive

fish _____ run

pigs _____ drive

sheep _____ run

people _____ drive

2. Circle the correct answer.



Which animal can run?

fish / **gorilla** / octopus

Which animal can't run?

person / gorilla / **fish**

Which animal can jump?

cat / fish / octopus

Which animal can't jump?

dog / duck / fish

Which animal can climb trees?

cow / gorilla / duck



Which animal can't climb trees?

person / gorilla / duck



Which animal can make milk?

duck / cow / octopus



Which animal can't make milk?

cow / cat / fish



Which animal can lay eggs?

cow / gorilla / duck





Which animal can't lay eggs?

fish / gorilla / octopus



3. Write the word in the puzzle.



- 1. → 
- 2. ↓ 
- 3. ↓ 
- 4. ↓ 
- 5. ↓ 
- 6. → 
- 6. ↓ 
- 7. ↓ 
- 8. ↓ 
- 9. → 
- 10. → 
- 11. → 
- 12. → 

Animals (Answers)

1. Write can / can't

people can't fly
cows can't fly
ducks can fly

dogs can swim
fish can swim
gorillas can't swim

cows can't ride a bike
cats can't ride a bike
people can ride a bike

octopus can't jump
dogs can jump
pigs can jump

people can run
fish can't run
sheep can run

pandas can't drive
pigs can't drive
people can drive

2. Circle the correct answer

Which animal can run?

fish / gorilla / octopus

Which animal can't run?

person / gorilla / fish

Which animal can jump?

cat / fish / octopus

Which animal can't jump?

dog / duck / fish

Which animal can climb trees?

cow / gorilla / duck



Which animal can't climb trees?

person / gorilla / duck



Which animal **can** make milk?

duck / **cow** / octopus



Which animal **can't** make milk?

cow / cat / **fish**



Which animal **can** lay eggs?

cow / gorilla / **duck**

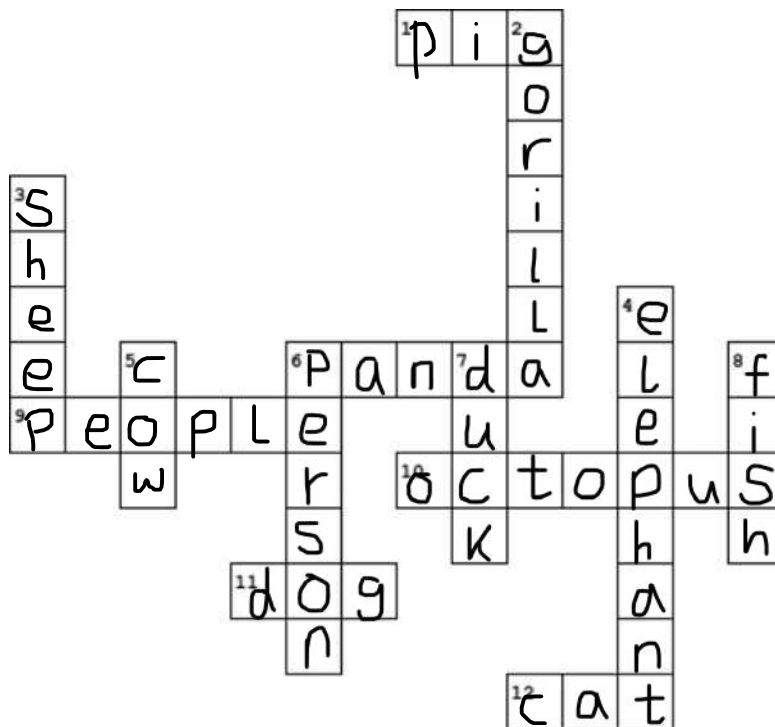


Which animal **can't** lay eggs?

fish / **gorilla** / octopus



3. Write the word in the puzzle



CONGRATULATIONS!

This is the end of Gekko Quest Volume 2.

You have completed the Gekko Quest A1
English Learning Kits. Well done!

